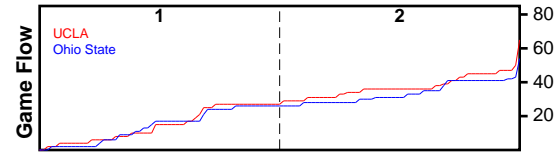


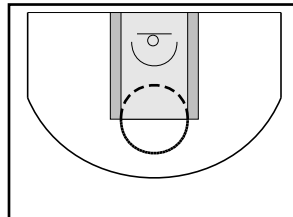
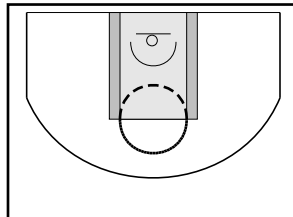
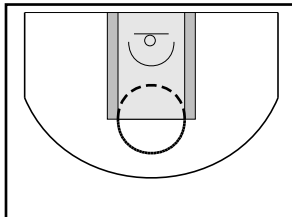
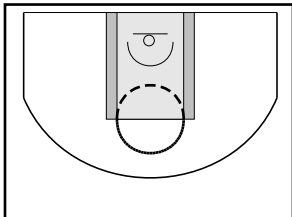
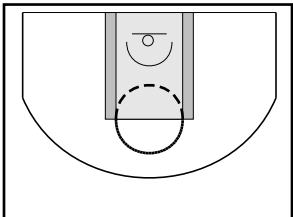
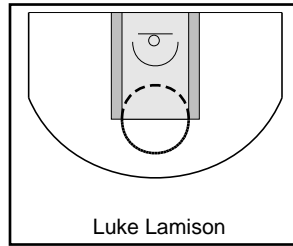
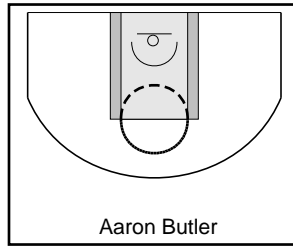
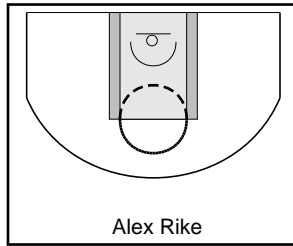
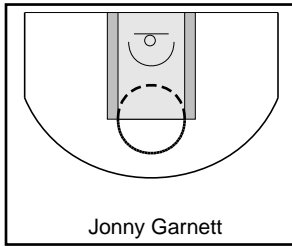
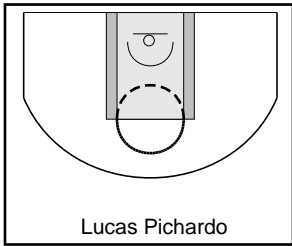
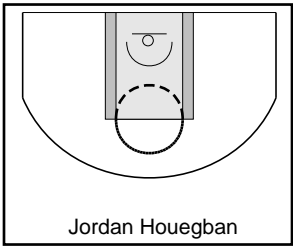
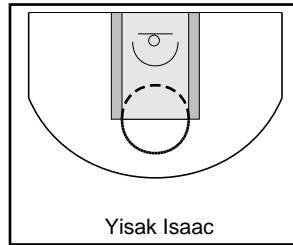
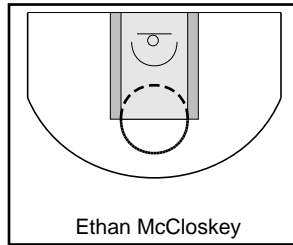
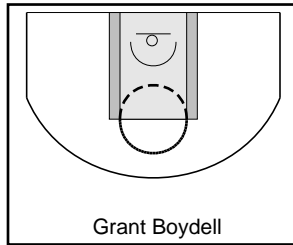
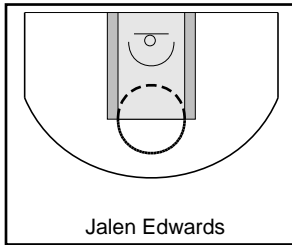
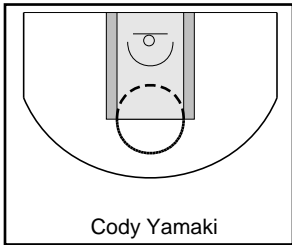
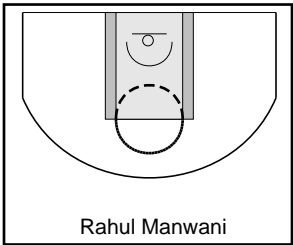
# UCLA

4/10/26 UCLA at Ohio State

	1	2	T
UCLA	27	38	65
Ohio State	26	28	54



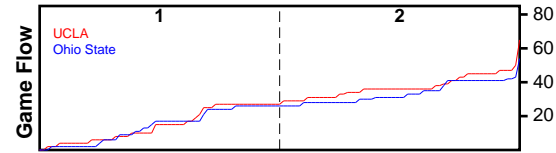
#	Name	G	MIN	PTS	FGM	FGA	FG%	2PM	2PA	2P%	3PM	3PA	3P%	FTM	FTA	FT%	OREB	DREB	REB	AST	STL	DFL	BLK	TO	PF	PM	CHG	A/T	GmSc
1	Rahul Manwani	-	-	0	0	0	-	-	-	-	-	-	-	-	-	-	-	-	0	-	-	-	-	-	-	-	-	-	-
2	Cody Yamaki	1	29	11	2	3	0.667	2	3	0.667	-	-	-	7	8	0.875	-	-	0	3	-	-	-	1	-	3	-	3.0	10.4
3	Jalen Edwards	1	37	5	1	4	0.250	1	3	0.333	-	1	0.000	3	6	0.500	1	4	5	1	-	-	-	2	-	16	-	0.5	2.0
5	Grant Boydell	1	18	4	2	2	1.000	2	2	1.000	-	-	-	-	-	-	-	1	1	1	-	-	-	1	-	-	-	1.0	3.4
10	Ethan McCloskey	-	-	0	0	0	-	-	-	-	-	-	-	-	-	-	-	-	0	-	-	-	-	-	-	-	-	-	-
10	Yisak Isaac	-	-	0	0	0	-	-	-	-	-	-	-	-	-	-	-	-	0	-	-	-	-	-	-	-	-	-	-
11	Jordan Houegban	1	34	17	5	12	0.417	4	8	0.500	1	4	0.250	6	6	1.000	-	5	5	-	-	-	1	3	-	11	-	0.0	9.8
13	Lucas Pichardo	-	-	0	0	0	-	-	-	-	-	-	-	-	-	-	-	-	0	-	-	-	-	-	-	-	-	-	-
14	Jonny Garnett	1	40	21	8	12	0.667	8	12	0.667	-	-	-	5	6	0.833	2	9	11	1	3	-	4	4	-	11	-	0.2	22.0
15	Alex Rike	1	23	5	2	8	0.250	1	2	0.500	1	6	0.167	-	-	-	3	5	8	-	-	-	-	-	-	6	-	-	3.8
24	Aaron Butler	-	-	0	0	0	-	-	-	-	-	-	-	-	-	-	-	-	0	-	-	-	-	-	-	-	-	-	-
32	Luke Lamison	-	-	0	0	0	-	-	-	-	-	-	-	-	-	-	-	-	0	-	-	-	-	-	-	-	-	-	-
55	Donald Ryan IV	1	15	0	0	2	0.000	-	-	-	-	2	0.000	-	-	-	-	-	0	-	-	-	-	-	10	-	-	-	-1.4
70	Nathan Muhumuza	-	-	0	0	0	-	-	-	-	-	-	-	-	-	-	-	-	0	-	-	-	-	-	-	-	-	-	-
77	Jayden Xu	1	7	2	1	1	1.000	1	1	1.000	-	-	-	-	-	-	1	1	2	-	-	-	-	1	-	-2	-	0.0	1.7
99	Shamar Cook	-	-	0	0	0	-	-	-	-	-	-	-	-	-	-	-	-	0	-	-	-	-	-	-	-	-	-	-
	TEAM	-	-	0	0	0	-	-	-	-	-	-	-	-	-	-	-	-	0	-	-	-	-	-	-	-	-	-	-
	<b>TOTALS</b>	<b>1</b>	<b>40</b>	<b>65</b>	<b>21</b>	<b>44</b>	<b>0.477</b>	<b>19</b>	<b>31</b>	<b>0.613</b>	<b>2</b>	<b>13</b>	<b>0.154</b>	<b>21</b>	<b>26</b>	<b>0.808</b>	<b>7</b>	<b>25</b>	<b>32</b>	<b>6</b>	<b>3</b>	<b>-</b>	<b>5</b>	<b>12</b>	<b>-</b>	<b>11</b>	<b>-</b>	<b>0.5</b>	<b>51.7</b>



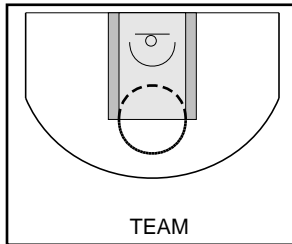
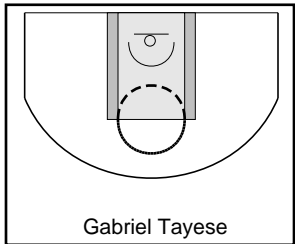
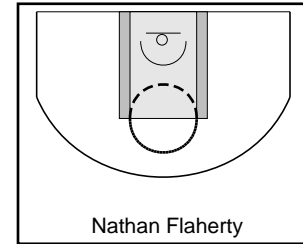
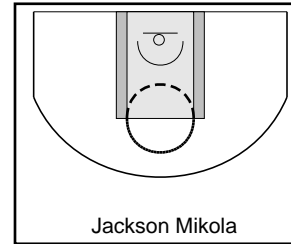
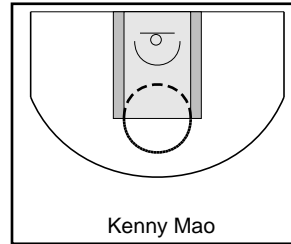
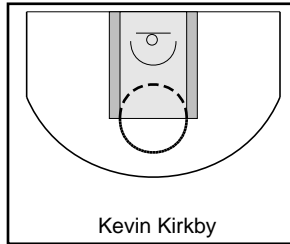
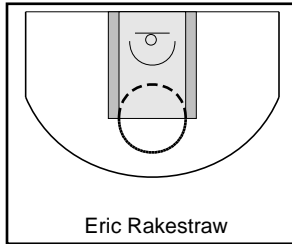

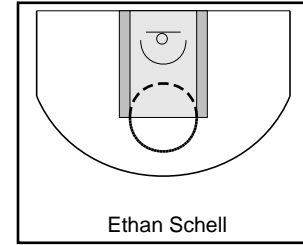
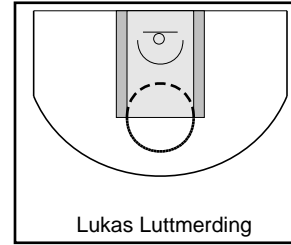
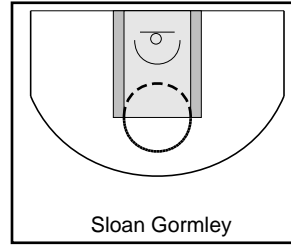
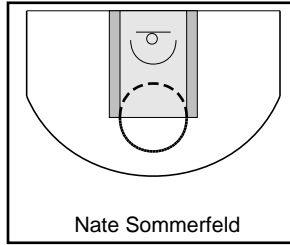
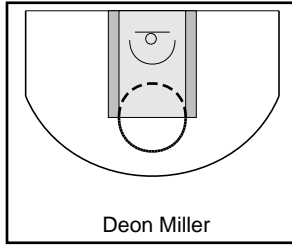

# Ohio State

4/10/26 UCLA at Ohio State

	1	2	T
UCLA	27	38	65
Ohio State	26	28	54



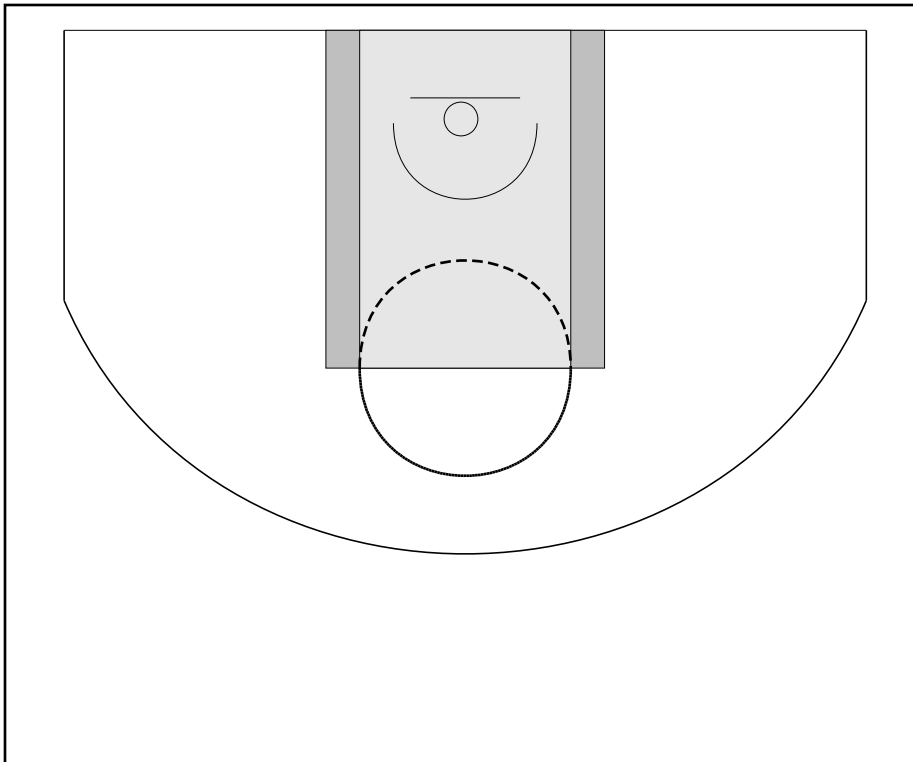
#	Name	G	MIN	PTS	FGM	FGA	FG%	2PM	2PA	2P%	3PM	3PA	3P%	FTM	FTA	FT%	OREB	DREB	REB	AST	STL	DFL	BLK	TO	PF	PM	CHG	A/T	GmSc
1	Evan Dugger	-	-	0	0	0	-	-	-	-	-	-	-	-	-	-	-	-	0	-	-	-	-	-	-	-	-	-	-
2	Deon Miller	1	36	12	4	10	0.400	4	7	0.571	-	3	0.000	4	4	1.000	1	1	2	-	-	-	-	-	-	2	-	-	7.6
3	Nate Sommerfeld	1	7	0	0	0	-	-	-	-	-	-	-	-	-	-	-	-	0	-	-	-	-	-	1	-	-	0.0	
4	Sloan Gormley	1	27	15	4	9	0.444	-	1	0.000	4	8	0.500	3	4	0.750	-	2	2	-	-	-	-	-	-	-14	-	10.5	
7	Lukas Luttmerding	1	28	4	2	10	0.200	2	10	0.200	-	-	-	-	-	-	1	1	2	-	-	-	-	1	-	-6	-	0.0	-2.2
10	Ethan Schell	1	20	1	0	0	-	-	-	-	-	-	-	1	2	0.500	-	1	1	-	-	-	1	1	-	-11	-	0.0	0.6
11	Joshua Pineiro	1	25	4	2	11	0.182	2	8	0.250	-	3	0.000	-	-	-	-	2	2	-	-	-	-	3	-	-16	-	0.0	-5.3
11	Eric Rakestraw	-	-	0	0	0	-	-	-	-	-	-	-	-	-	-	-	-	0	-	-	-	-	-	-	-	-	-	-
14	Kevin Kirkby	1	29	11	5	7	0.714	5	7	0.714	-	-	-	1	3	0.333	2	3	5	4	2	-	-	2	-	-4	-	2.0	12.4
17	Kenny Mao	-	-	0	0	0	-	-	-	-	-	-	-	-	-	-	-	-	0	-	-	-	-	-	-	-	-	-	-
21	Jackson Mikola	1	33	7	2	6	0.333	2	6	0.333	-	-	-	3	4	0.750	2	4	6	-	-	-	-	-	-	-7	-	-	5.8
32	Nathan Flaherty	-	-	0	0	0	-	-	-	-	-	-	-	-	-	-	-	-	0	-	-	-	-	-	-	-	-	-	-
33	Gabriel Tayese	-	-	0	0	0	-	-	-	-	-	-	-	-	-	-	-	-	0	-	-	-	-	-	-	-	-	-	-
	TEAM	-	-	0	0	0	-	-	-	-	-	-	-	-	-	-	-	-	0	-	-	-	-	-	-	-	-	-	-
	<b>TOTALS</b>	<b>1</b>	<b>40</b>	<b>54</b>	<b>19</b>	<b>53</b>	<b>0.358</b>	<b>15</b>	<b>39</b>	<b>0.385</b>	<b>4</b>	<b>14</b>	<b>0.286</b>	<b>12</b>	<b>17</b>	<b>0.706</b>	<b>6</b>	<b>14</b>	<b>20</b>	<b>4</b>	<b>2</b>	<b>-</b>	<b>1</b>	<b>7</b>	<b>-</b>	<b>-11</b>	<b>-</b>	<b>0.6</b>	<b>29.4</b>



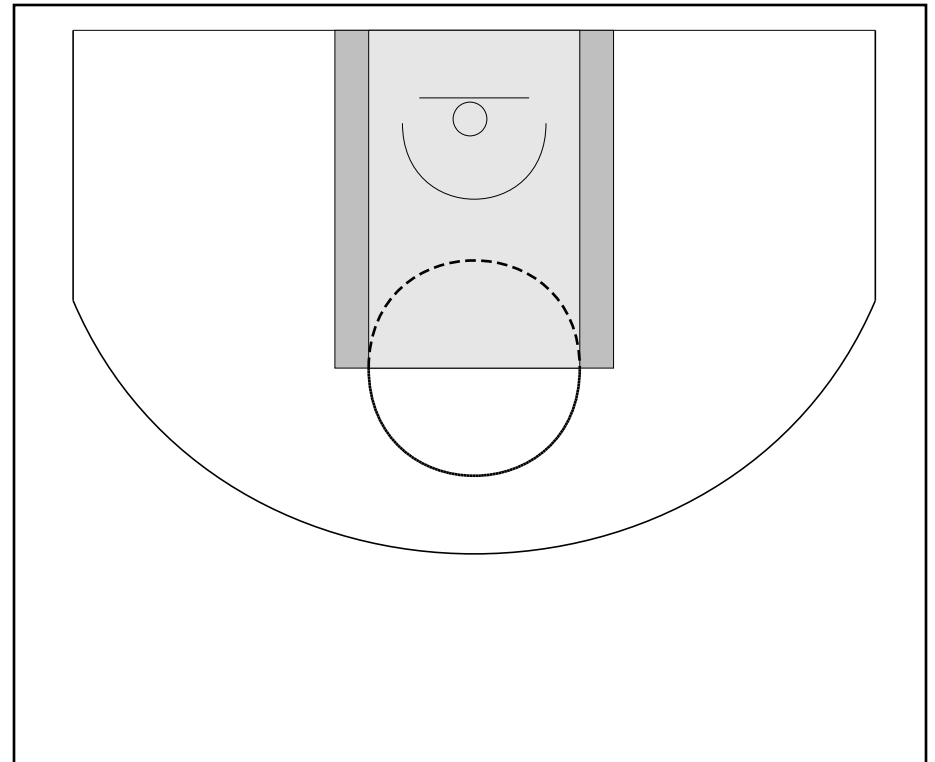
## Game Summary Comparison

Statistic	UCLA	Ohio State
Points	65	54
<i>Field Goals</i>	21 / 44	19 / 53
<i>2 Point</i>	19 / 31	15 / 39
<i>3 Point</i>	2 / 13	4 / 14
<i>Free Throws</i>	21 / 26	12 / 17
Assists	6	4
Rebounds	32	20
<i>Offensive</i>	7	6
<i>Defensive</i>	25	14
Blocks	5	1
Steals	3	2
Deflections	-	-
Turnovers	12	7
Charges Taken	-	-
Personal Fouls	-	-
Technical Fouls	-	-

UCLA



Ohio State



## UCLA Turnovers

Period	Clock	Player	Turnover Type
1st Period	19:49	#14 Jonny Garnett	Other
1st Period	18:54	#14 Jonny Garnett	Other
1st Period	16:00	#14 Jonny Garnett	Other
1st Period	14:04	#3 Jalen Edwards	Other
1st Period	10:08	#14 Jonny Garnett	Other
1st Period	10:08	#11 Jordan Houegban	Other
1st Period	9:23	#3 Jalen Edwards	Other
1st Period	5:14	#2 Cody Yamaki	Other
2nd Period	12:09	#77 Jayden Xu	Other
2nd Period	8:30	#11 Jordan Houegban	Other
2nd Period	6:08	#5 Grant Boydell	Other
2nd Period	0:00	#11 Jordan Houegban	Other

## Ohio State Turnovers

Period	Clock	Player	Turnover Type
1st Period	10:08	#11 Joshua Pineiro	Other
1st Period	10:08	#10 Ethan Schell	Other
2nd Period	16:23	#14 Kevin Kirkby	Other
2nd Period	6:28	#11 Joshua Pineiro	Other
2nd Period	4:59	#7 Lukas Luttmerding	Other
2nd Period	4:14	#14 Kevin Kirkby	Other
2nd Period	0:00	#11 Joshua Pineiro	Other