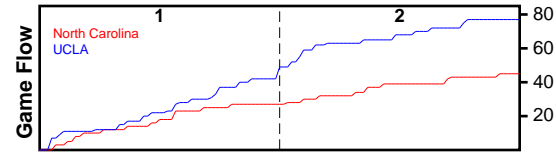


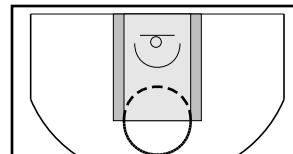
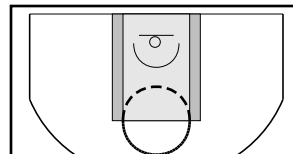
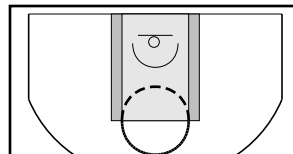
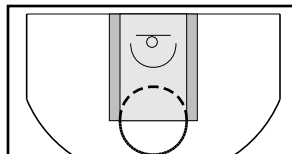
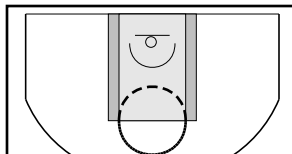
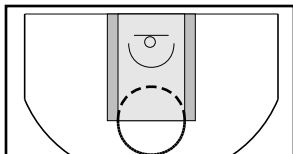
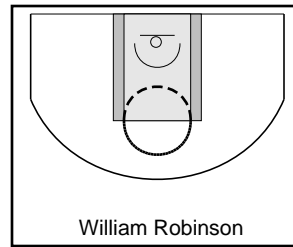
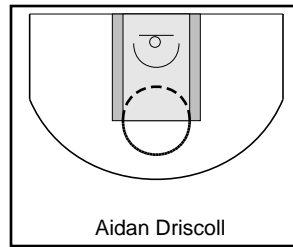
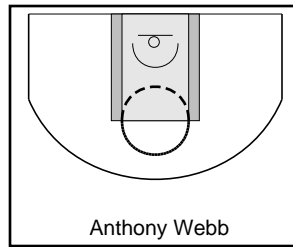
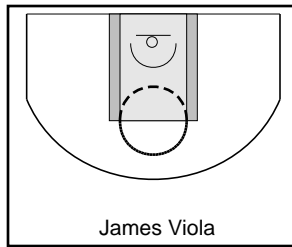
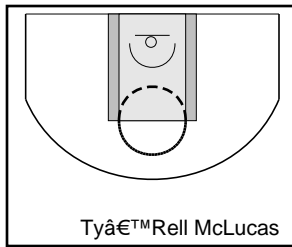
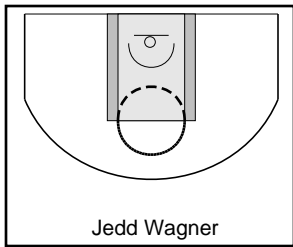
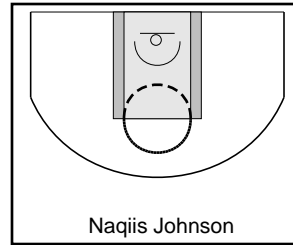
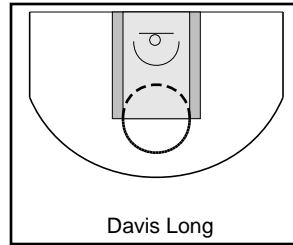
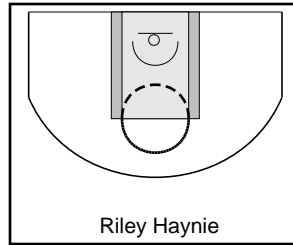
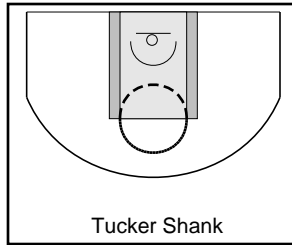
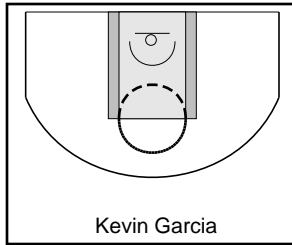
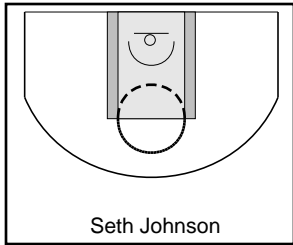
North Carolina

4/12/25 North Carolina at UCLA

	1	2	T
North Carolina	27	18	45
UCLA	47	30	77



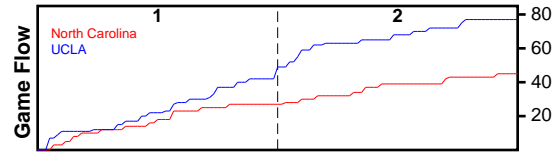
#	Name	G	MIN	PTS	FGM	FGA	FG%	2PM	2PA	2P%	3PM	3PA	3P%	FTM	FTA	FT%	OREB	DREB	REB	AST	STL	DFL	BLK	TO	PF	PM	CHG	A/T	GmSc	
1	Seth Johnson	1	28	13	4	9	0.444	3	6	0.500	1	3	0.333	4	4	1.000	-	1	1	1	-	-	-	1	-	-27	-	1.0	8.3	
3	Kevin Garcia	1	13	3	1	1	1.000	-	-	-	1	1	1.000	-	1	0.000	-	3	3	2	1	-	1	3	-	-21	-	0.7	3.3	
5	Tucker Shank	1	15	3	1	1	1.000	-	-	-	1	1	1.000	-	-	-	1	2	3	1	-	-	-	1	-	-	-	1.0	3.7	
6	Riley Haynie	-	-	0	0	0	-	-	-	-	-	-	-	-	-	-	-	-	0	-	-	-	-	-	-	-	-	-	-	
7	Davis Long	-	-	0	0	0	-	-	-	-	-	-	-	-	-	-	-	-	0	-	-	-	-	-	-	-	-	-	-	
10	Naqis Johnson	1	27	7	3	8	0.375	2	6	0.333	1	2	0.500	-	-	-	1	2	3	-	1	-	-	-	-	-15	-	-	4.9	
21	Jedd Wagner	1	20	7	3	9	0.333	2	4	0.500	1	5	0.200	-	-	-	-	1	1	-	-	-	-	4	-	-38	-	0.0	-1.8	
23	Tyâ€™Rell McClucas	1	27	2	1	7	0.143	1	5	0.200	-	2	0.000	-	-	-	-	4	4	-	3	-	-	1	-	-1	-	0.0	0.7	
44	James Viola	1	19	0	0	2	0.000	-	1	0.000	-	1	0.000	-	-	-	-	2	2	-	-	-	-	-	-	-4	-	-	-0.8	
45	Anthony Webb	1	19	4	2	4	0.500	2	3	0.667	-	1	0.000	-	-	-	1	-	1	-	-	-	-	1	-	-28	-	0.0	1.7	
45	Aidan Driscoll	1	22	4	1	5	0.200	1	3	0.333	-	2	0.000	2	4	0.500	-	1	1	1	-	-	-	-	-	-28	-	-	1.1	
55	William Robinson	1	16	2	1	2	0.500	1	2	0.500	-	-	-	-	2	0.000	-	2	2	-	-	-	-	-	2	-	-	-	0.8	
77	Bryson Tupper	-	-	0	0	0	-	-	-	-	-	-	-	-	-	-	-	-	0	-	-	-	-	-	-	-	-	-	-	
95	Charles Maret	-	-	0	0	0	-	-	-	-	-	-	-	-	-	-	-	-	0	-	-	-	-	-	-	-	-	-	-	
96	Kharan Joshi	-	-	0	0	0	-	-	-	-	-	-	-	-	-	-	-	-	0	-	-	-	-	-	-	-	-	-	-	
97	Nyikos Fritts	-	-	0	0	0	-	-	-	-	-	-	-	-	-	-	-	-	0	-	-	-	-	-	-	-	-	-	-	
98	Joshua Crews	-	-	0	0	0	-	-	-	-	-	-	-	-	-	-	-	-	0	-	-	-	-	-	-	-	-	-	-	
99	Jonah Chatowsky	-	-	0	0	0	-	-	-	-	-	-	-	-	-	-	-	-	0	-	-	-	-	-	-	-	-	-	-	
	TEAM																													
	TOTALS	1	40	45	17	48	0.354	12	30	0.400	5	18	0.278	6	11	0.545	3	18	21	5	5	-	1	11	-	-32	-	0.5	21.9	



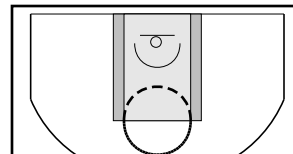
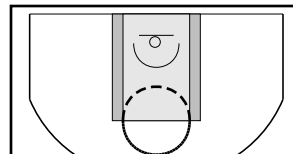
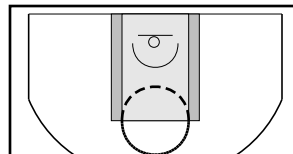
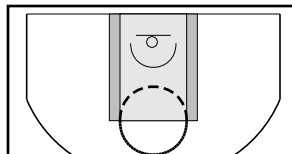
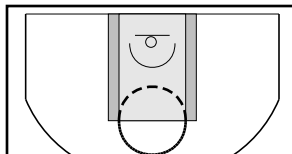
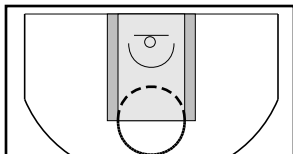
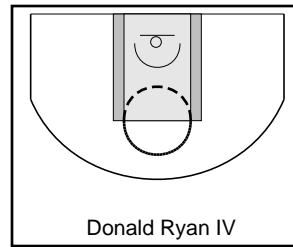
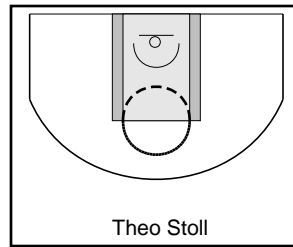
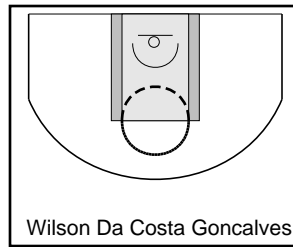
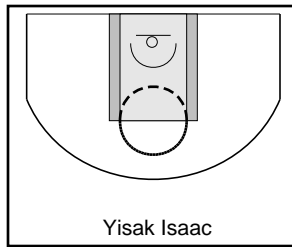
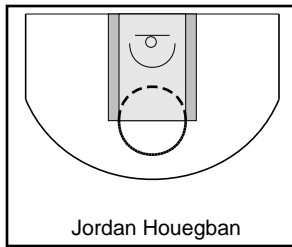
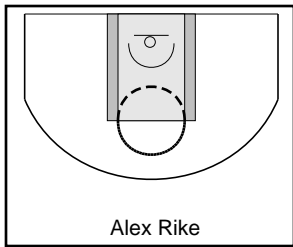
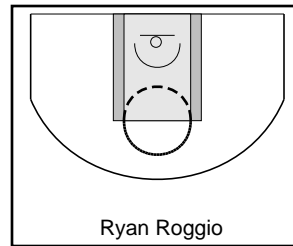
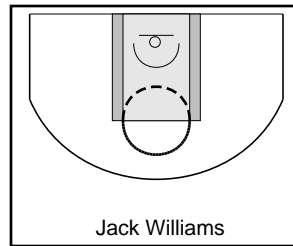
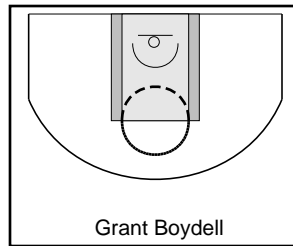

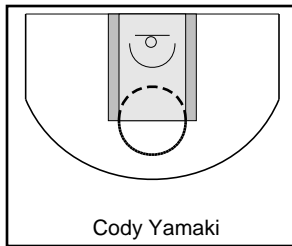
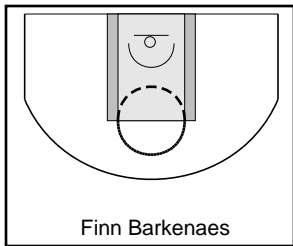
UCLA

4/12/25 North Carolina at UCLA

	1	2	T
North Carolina	27	18	45
UCLA	47	30	77



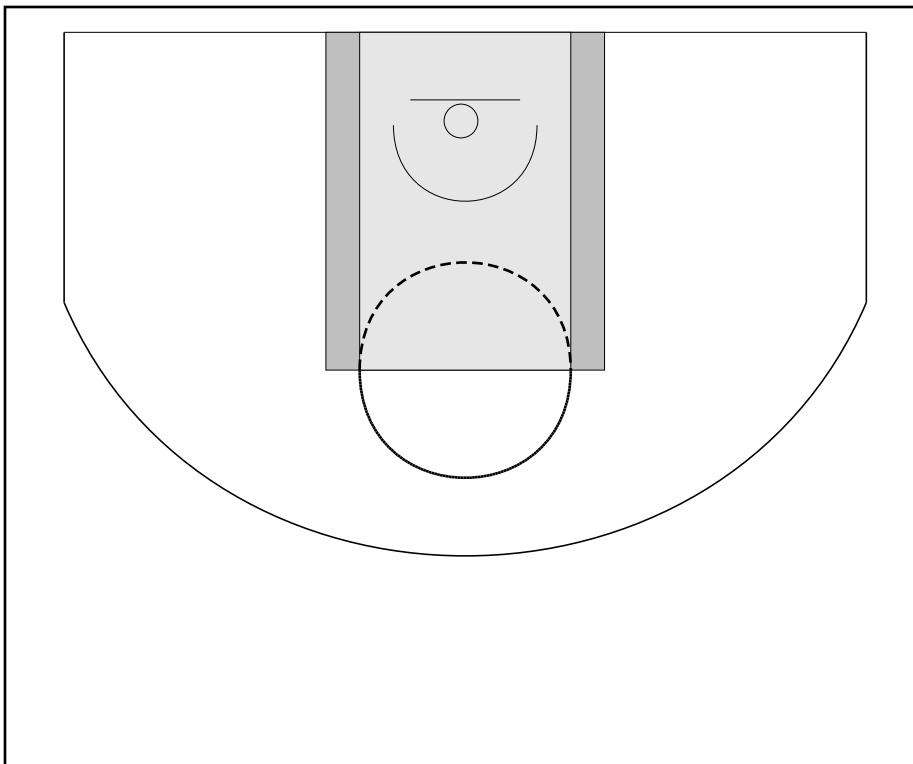
#	Name	G	MIN	PTS	FGM	FGA	FG%	2PM	2PA	2P%	3PM	3PA	3P%	FTM	FTA	FT%	OREB	DREB	REB	AST	STL	DFL	BLK	TO	PF	PM	CHG	A/T	GmSc
0	Finn Barkenaes	1	20	2	1	3	0.333	1	3	0.333	-	-	-	-	-	-	2	2	4	3	-	-	1	-	-	4	-	-	5.1
2	Cody Yamaki	1	21	14	6	7	0.857	5	6	0.833	1	1	1.000	1	1	1.000	-	1	1	1	1	-	-	1	-	28	-	1.0	12.5
3	Jalen Edwards	1	26	5	2	4	0.500	2	3	0.667	-	1	0.000	1	2	0.500	-	6	6	1	1	-	-	1	-	18	-	1.0	5.1
4	Grant Boydell	1	16	2	1	3	0.333	1	3	0.333	-	-	-	-	-	-	-	-	0	1	-	-	-	1	-	1	-	1.0	0.0
5	Jack Williams	1	24	11	4	8	0.500	1	3	0.333	3	5	0.600	-	-	-	1	4	5	3	-	-	1	1	-	31	-	3.0	10.7
6	Ryan Roggio	-	-	0	0	0	-	-	-	-	-	-	-	-	-	-	-	-	0	-	-	-	-	-	-	-	-	-	-
7	Alex Rike	1	13	0	0	5	0.000	-	2	0.000	-	3	0.000	-	-	-	-	2	2	-	-	-	-	1	-	1	-	0.0	-3.9
8	Jordan Houegban	1	19	8	3	4	0.750	1	2	0.500	2	2	1.000	-	-	-	-	2	2	4	2	-	-	1	-	29	-	4.0	10.8
10	Yisak Isaac	1	11	4	2	5	0.400	2	3	0.667	-	2	0.000	-	1	0.000	-	-	0	-	-	-	-	-	-	1	-	-	0.9
11	Wilson Da Costa Goncalves	-	-	0	0	0	-	-	-	-	-	-	-	-	-	-	-	-	0	-	-	-	-	-	-	-	-	-	-
12	Theo Stoll	-	-	0	0	0	-	-	-	-	-	-	-	-	-	-	-	-	0	-	-	-	-	-	-	-	-	-	-
13	Donald Ryan IV	-	-	0	0	0	-	-	-	-	-	-	-	-	-	-	-	-	0	-	-	-	-	-	-	-	-	-	-
14	Jonny Garnett	1	25	16	6	9	0.667	6	9	0.667	-	-	-	4	7	0.571	7	5	12	-	-	-	2	-	-	31	-	-	18.7
22	Jake Kremer	1	15	7	3	5	0.600	2	2	1.000	1	3	0.333	-	1	0.000	-	-	0	-	-	-	-	-	-	15	-	-	4.3
23	Keahi Brumsickle Sr.	-	-	0	0	0	-	-	-	-	-	-	-	-	-	-	-	-	0	-	-	-	-	-	-	-	-	-	-
25	Benjamin Moore	-	-	0	0	0	-	-	-	-	-	-	-	-	-	-	-	-	0	-	-	-	-	-	-	-	-	-	-
33	Evan Oâ€™Brien	1	14	8	3	5	0.600	1	1	1.000	2	4	0.500	-	-	-	1	-	1	-	1	-	-	1	-	1	-	0.0	6.4
39	Ty Wilson	1	3	0	0	2	0.000	-	2	0.000	-	-	-	-	-	-	1	1	2	-	-	-	-	-	-	-	-	-	-0.4
	TEAM	-	-	0	0	0	-	-	-	-	-	-	-	-	-	-	-	-	0	-	-	-	-	-	-	-	-	-	-
	TOTALS	1	40	77	31	60	0.517	22	39	0.564	9	21	0.429	6	12	0.500	12	23	35	13	5	-	4	7	-	32	-	1.9	70.2



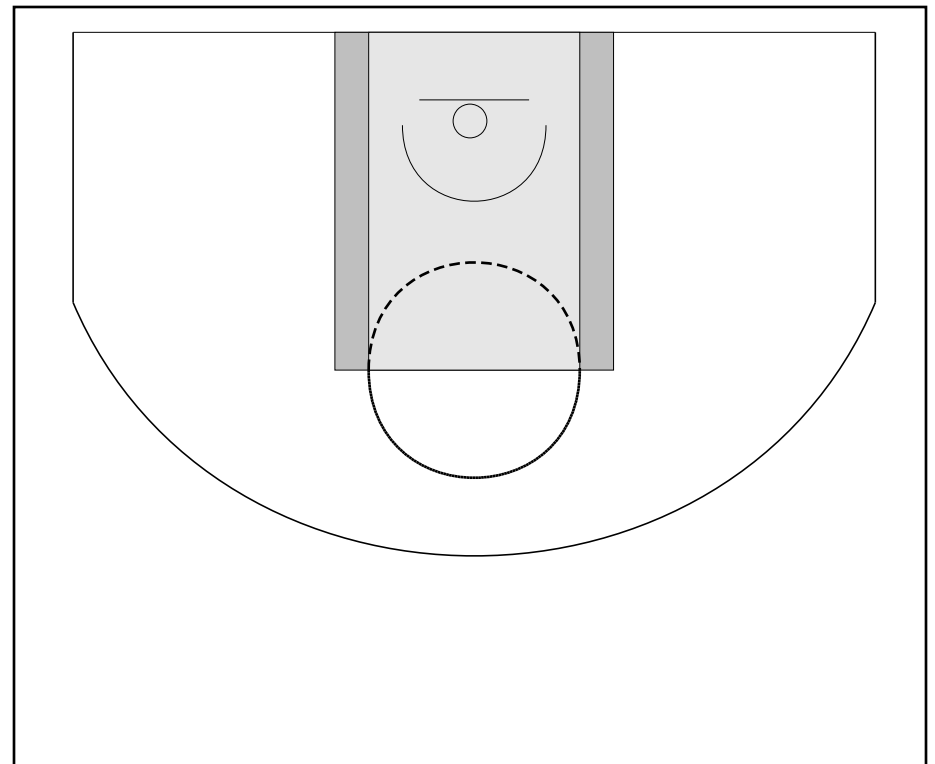
Game Summary Comparison

Statistic	North Carolina	UCLA
Points	45	77
<i>Field Goals</i>	17 / 48	31 / 60
<i>2 Point</i>	12 / 30	22 / 39
<i>3 Point</i>	5 / 18	9 / 21
<i>Free Throws</i>	6 / 11	6 / 12
Assists	5	13
Rebounds	21	35
<i>Offensive</i>	3	12
<i>Defensive</i>	18	23
Blocks	1	4
Steals	5	5
Deflections	-	-
Turnovers	11	7
Charges Taken	-	-
Personal Fouls	-	-
Technical Fouls	-	-

North Carolina



UCLA



North Carolina Turnovers

Period	Clock	Player	Turnover Type
1st Period	18:50	#21 Jedd Wagner	Other
1st Period	18:50	#3 Kevin Garcia	Other
1st Period	18:50	#21 Jedd Wagner	Other
1st Period	13:11	#45 Anthony Webb	Other
1st Period	11:36	#1 Seth Johnson	Other
1st Period	4:44	#21 Jedd Wagner	Other
2nd Period	18:24	#21 Jedd Wagner	Other
2nd Period	17:41	#3 Kevin Garcia	Other
2nd Period	17:41	#3 Kevin Garcia	Other
2nd Period	14:08	#5 Tucker Shank	Other
2nd Period	3:47	#23 Tyâ€™Rell McLucas	Other

UCLA Turnovers

Period	Clock	Player	Turnover Type
1st Period	17:37	#2 Cody Yamaki	Other
1st Period	17:18	#5 Jack Williams	Other
2nd Period	19:08	#8 Jordan Houegban	Other
2nd Period	7:29	#4 Grant Boydell	Other
2nd Period	3:41	#53 Evan Oâ€™Brien	Other
2nd Period	1:07	#3 Jalen Edwards	Other
2nd Period	0:31	#7 Alex Rike	Other