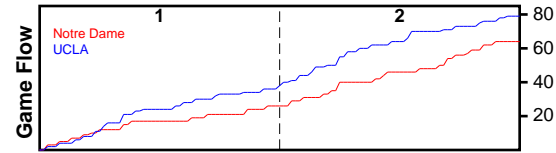


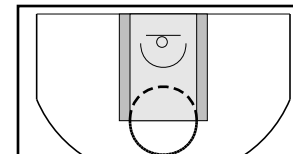
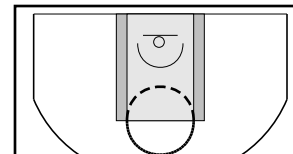
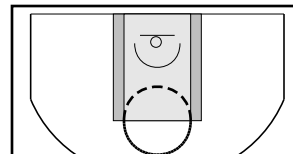
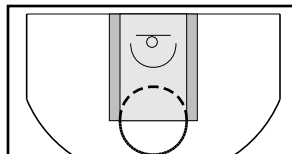
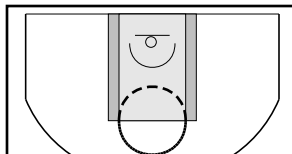
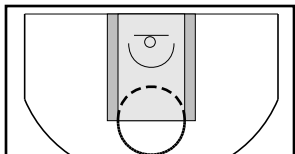
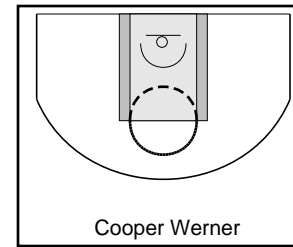
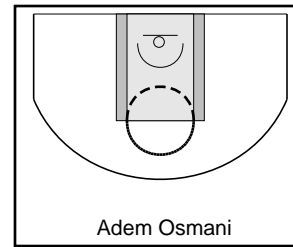
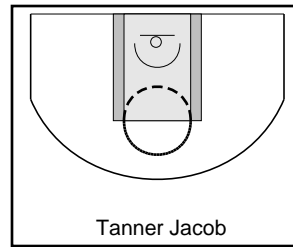
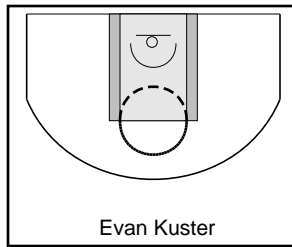
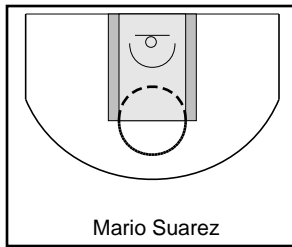
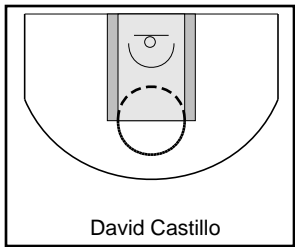
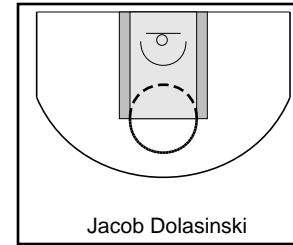
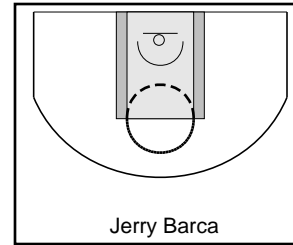
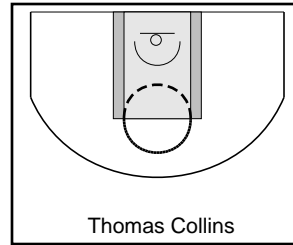
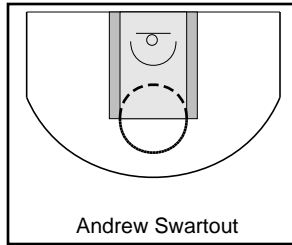
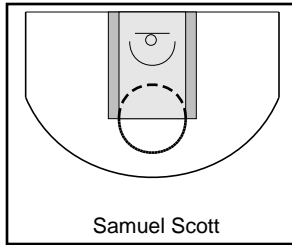
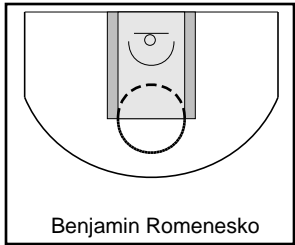
Notre Dame

4/11/25 Notre Dame at UCLA

	1	2	T
Notre Dame	26	38	64
UCLA	38	41	79



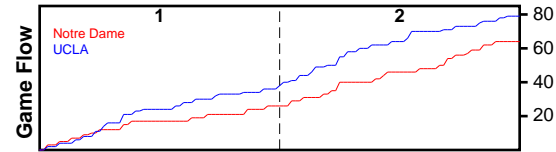
#	Name	G	MIN	PTS	FGM	FGA	FG%	2PM	2PA	2P%	3PM	3PA	3P%	FTM	FTA	FT%	OREB	DREB	REB	AST	STL	DFL	BLK	TO	PF	PM	CHG	A/T	GmSc
1	Benjamin Romenesko	1	7	2	1	4	0.250	1	3	0.333	-	1	0.000	-	-	-	-	1	1	-	-	-	-	-	-	-6	-	-	-0.1
2	Samuel Scott	-	-	0	0	0	-	-	-	-	-	-	-	-	-	-	-	-	0	-	-	-	-	-	-	-	-	-	-
3	Andrew Swartout	1	38	19	6	15	0.400	2	7	0.286	4	8	0.500	3	4	0.750	-	1	1	1	-	-	-	-	-	-12	-	-	11.5
4	Thomas Collins	1	13	0	0	2	0.000	-	1	0.000	-	1	0.000	-	-	-	-	-	0	-	-	-	-	2	-	-1	-	0.0	-3.4
5	Jerry Barca	-	-	0	0	0	-	-	-	-	-	-	-	-	-	-	-	-	0	-	-	-	-	-	-	-	-	-	-
6	Jacob Dolasinski	-	-	0	0	0	-	-	-	-	-	-	-	-	-	-	-	-	0	-	-	-	-	-	-	-	-	-	-
7	David Castillo	-	-	0	0	0	-	-	-	-	-	-	-	-	-	-	-	-	0	-	-	-	-	-	-	-	-	-	-
8	Mario Suarez	-	-	0	0	0	-	-	-	-	-	-	-	-	-	-	-	-	0	-	-	-	-	-	-	-	-	-	-
10	Evan Kuster	1	34	18	9	15	0.600	9	14	0.643	-	1	0.000	-	2	0.000	1	3	4	1	1	-	-	-	-	-14	-	-	13.6
11	Tanner Jacob	1	17	2	1	1	1.000	1	1	1.000	-	-	-	-	-	-	-	-	0	1	-	-	-	-	-	-3	-	-	2.4
12	Adem Osmani	-	-	0	0	0	-	-	-	-	-	-	-	-	-	-	-	-	0	-	-	-	-	-	-	-	-	-	-
13	Cooper Werner	1	12	3	1	3	0.333	1	3	0.333	-	-	-	1	2	0.500	-	-	0	-	-	-	-	1	-	-6	-	0.0	-0.1
20	Isaac McDonal	1	20	3	1	7	0.143	-	6	0.000	1	1	1.000	-	-	-	2	4	6	-	1	-	-	-	-	-10	-	-	2.1
21	Andrew Ward	1	34	11	5	13	0.385	4	5	0.800	1	8	0.125	-	-	-	2	-	2	4	1	-	-	1	-	-11	-	4.0	8.1
23	John Davey IV	1	30	6	3	8	0.375	3	8	0.375	-	-	-	-	-	-	4	8	12	2	-	-	1	-	-	-12	-	-	8.9
24	Kellen Henze	-	-	0	0	0	-	-	-	-	-	-	-	-	-	-	-	-	0	-	-	-	-	-	-	-	-	-	-
33	Alexander English	-	-	0	0	0	-	-	-	-	-	-	-	-	-	-	-	-	0	-	-	-	-	-	-	-	-	-	-
34	John Kuka Jr.	-	-	0	0	0	-	-	-	-	-	-	-	-	-	-	-	-	0	-	-	-	-	-	-	-	-	-	-
	TEAM	-	-	0	0	0	-	-	-	-	-	-	-	-	-	-	-	-	0	-	-	-	-	-	-	-	-	-	-
	TOTALS	1	40	64	27	68	0.397	21	48	0.438	6	20	0.300	4	8	0.500	9	17	26	9	3	-	1	4	-	-15	-	2.2	43.0



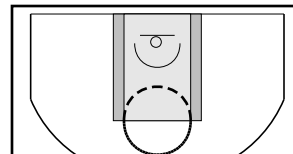
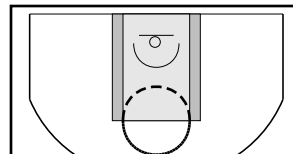
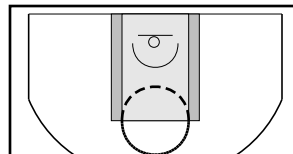
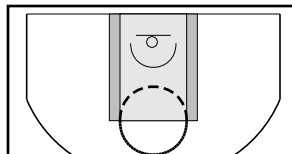
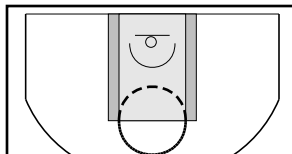
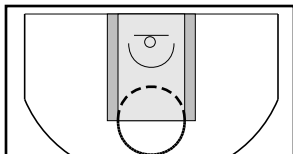
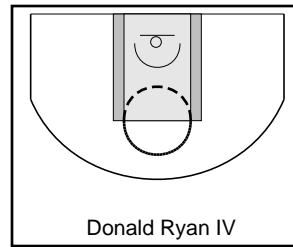
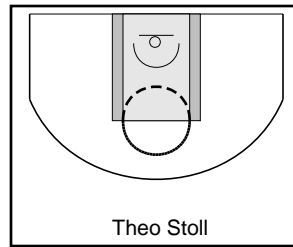
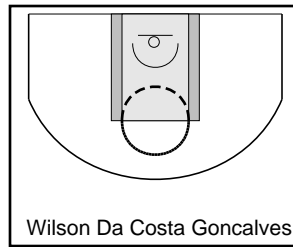
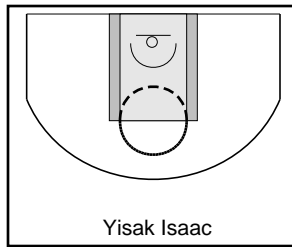
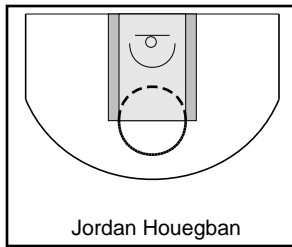
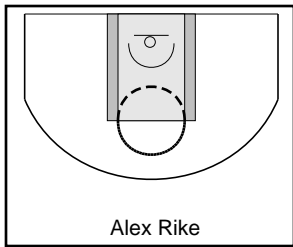
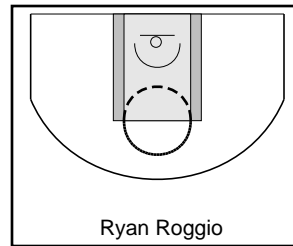
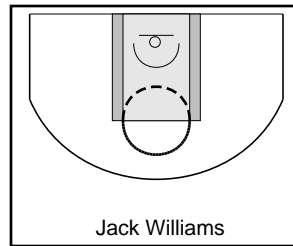
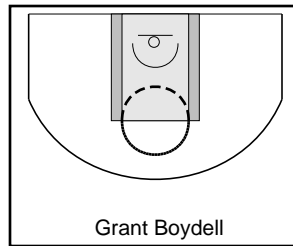

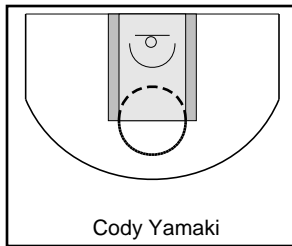
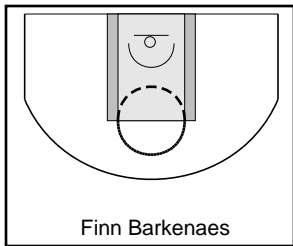
UCLA

4/11/25 Notre Dame at UCLA

	1	2	T
Notre Dame	26	38	64
UCLA	38	41	79



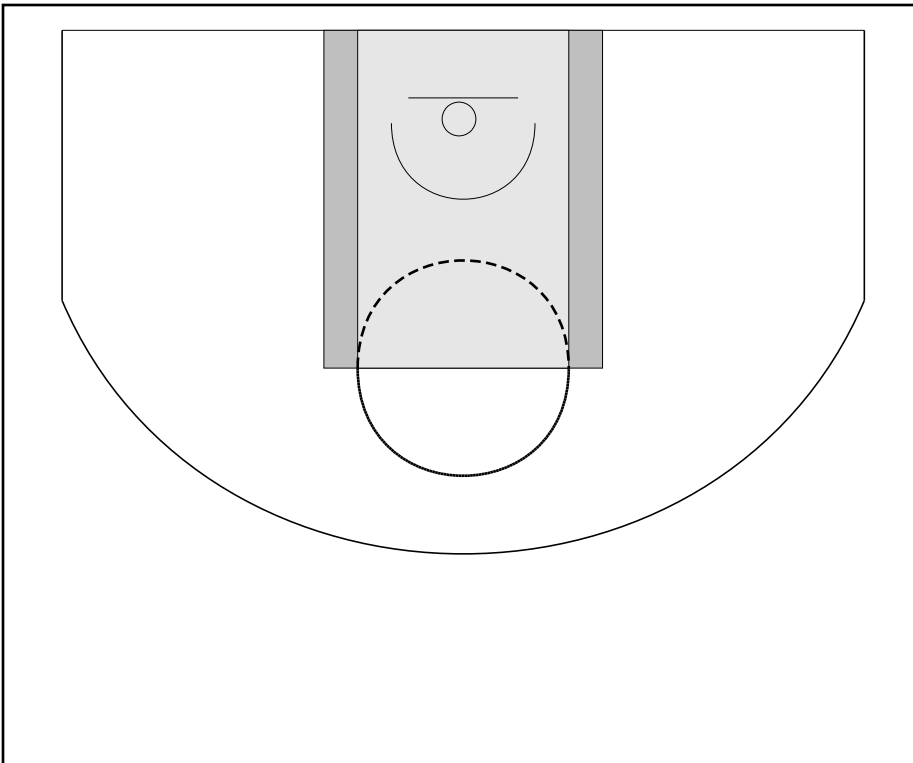
#	Name	G	MIN	PTS	FGM	FGA	FG%	2PM	2PA	2P%	3PM	3PA	3P%	FTM	FTA	FT%	OREB	DREB	REB	AST	STL	DFL	BLK	TO	PF	PM	CHG	A/T	GmSc
0	Finn Barkenaes	1	6	0	0	1	0.000	-	-	-	-	1	0.000	-	-	-	-	-	0	-	-	-	-	-	-	-	-	-	-0.7
2	Cody Yamaki	1	31	16	5	8	0.625	4	7	0.571	1	1	1.000	5	7	0.714	-	3	3	2	-	-	-	1	-	20	-	2.0	12.9
3	Jalen Edwards	1	14	6	3	5	0.600	3	5	0.600	-	-	-	-	-	-	1	2	3	-	1	-	-	1	-	6	-	0.0	5.0
4	Grant Boydell	1	7	4	2	4	0.500	2	2	1.000	-	2	0.000	-	-	-	-	1	1	-	-	-	1	-	-	-3	-	3.0	
5	Jack Williams	1	30	18	5	9	0.556	1	2	0.500	4	7	0.571	4	5	0.800	2	4	6	1	1	-	-	-	-	15	-	-	17.6
6	Ryan Roggio	-	-	0	0	0	-	-	-	-	-	-	-	-	-	-	-	-	0	-	-	-	-	-	-	-	-	-	-
7	Alex Rike	1	4	0	0	0	-	-	-	-	-	-	-	-	-	-	-	-	2	2	-	-	-	1	-	-7	-	0.0	-0.4
8	Jordan Houegban	1	29	2	1	7	0.143	1	1	1.000	-	6	0.000	-	-	-	1	4	5	2	2	-	-	1	-	16	-	2.0	1.8
10	Yisak Isaac	1	7	0	0	2	0.000	-	-	-	-	2	0.000	-	-	-	-	1	1	1	-	-	-	-	-	-3	-	-	-0.4
11	Wilson Da Costa Goncalves	-	-	0	0	0	-	-	-	-	-	-	-	-	-	-	-	-	0	-	-	-	-	-	-	-	-	-	-
12	Theo Stoll	-	-	0	0	0	-	-	-	-	-	-	-	-	-	-	-	-	0	-	-	-	-	-	-	-	-	-	-
13	Donald Ryan IV	-	-	0	0	0	-	-	-	-	-	-	-	-	-	-	-	-	0	-	-	-	-	-	-	-	-	-	-
14	Jonny Garnett	1	39	28	12	16	0.750	12	16	0.750	-	-	-	4	6	0.667	6	10	16	1	2	-	2	-	-	15	-	-	32.1
22	Jake Kremer	1	29	5	2	6	0.333	1	1	1.000	1	5	0.200	-	1	0.000	1	1	2	1	-	-	-	1	-	15	-	1.0	1.9
23	Keahi Brumsickle Sr.	-	-	0	0	0	-	-	-	-	-	-	-	-	-	-	-	-	0	-	-	-	-	-	-	-	-	-	-
25	Benjamin Moore	-	-	0	0	0	-	-	-	-	-	-	-	-	-	-	-	-	0	-	-	-	-	-	-	-	-	-	-
33	Evan Oâ€™Brien	1	7	0	0	3	0.000	-	-	-	-	3	0.000	-	-	-	-	-	0	-	-	-	-	-	-	-3	-	-	-2.1
39	Ty Wilson	1	4	0	0	0	-	-	-	-	-	-	-	-	-	-	-	2	2	1	-	-	-	-	-	4	-	-	1.3
	TEAM	-	-	0	0	0	-	-	-	-	-	-	-	-	-	-	-	-	0	-	-	-	-	-	-	-	-	-	-
	TOTALS	1	40	79	30	61	0.492	24	34	0.706	6	27	0.222	13	19	0.684	11	30	41	9	6	-	3	5	-	15	-	1.8	72.0



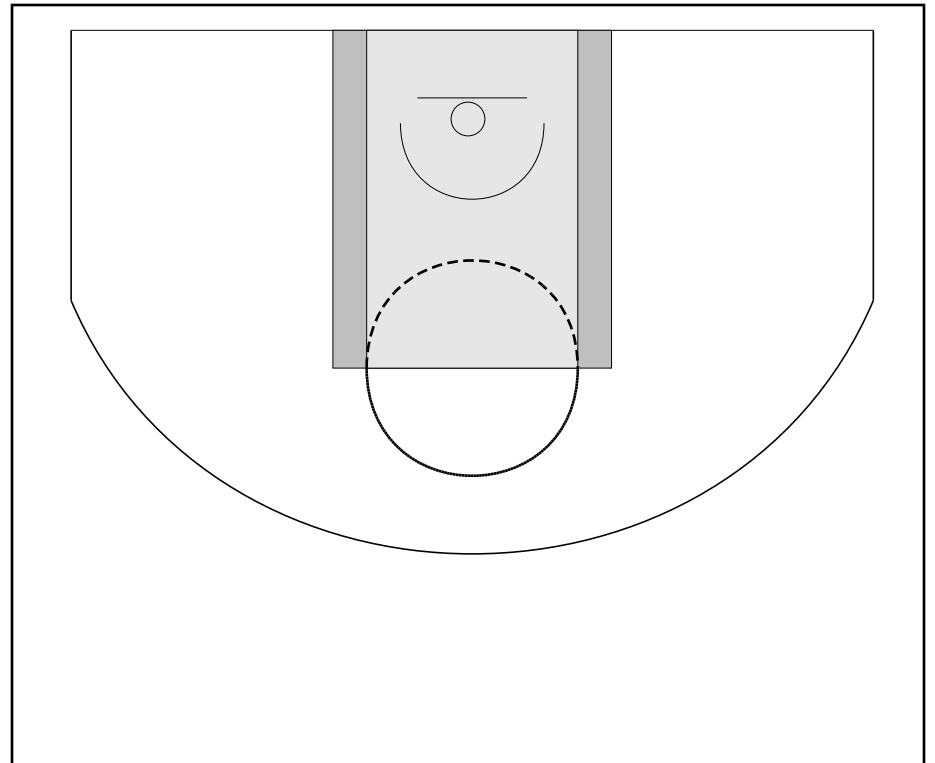
Game Summary Comparison

Statistic	Notre Dame	UCLA
Points	64	79
<i>Field Goals</i>	27 / 68	30 / 61
<i>2 Point</i>	21 / 48	24 / 34
<i>3 Point</i>	6 / 20	6 / 27
<i>Free Throws</i>	4 / 8	13 / 19
Assists	9	9
Rebounds	26	41
<i>Offensive</i>	9	11
<i>Defensive</i>	17	30
Blocks	1	3
Steals	3	6
Deflections	-	-
Turnovers	4	5
Charges Taken	-	-
Personal Fouls	-	-
Technical Fouls	-	-

Notre Dame



UCLA



Notre Dame Turnovers

Period	Clock	Player	Turnover Type
1st Period	14:23	#13 Cooper Werner	Other
1st Period	3:22	#4 Thomas Collins	Other
1st Period	0:00	#4 Thomas Collins	Other
2nd Period	19:20	#21 Andrew Ward	Other

UCLA Turnovers

Period	Clock	Player	Turnover Type
1st Period	19:44	#2 Cody Yamaki	Other
1st Period	9:11	#22 Jake Kremer	Other
2nd Period	14:26	#3 Jalen Edwards	Other
2nd Period	10:07	#8 Jordan Houegban	Other
2nd Period	5:44	#7 Alex Rike	Other