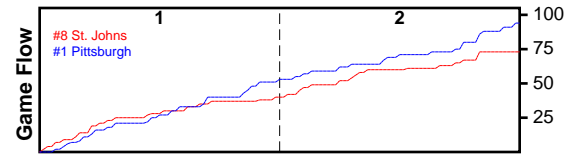


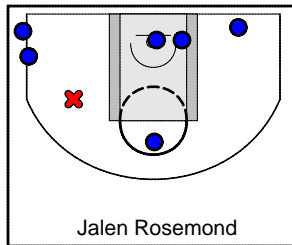
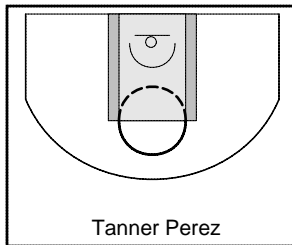
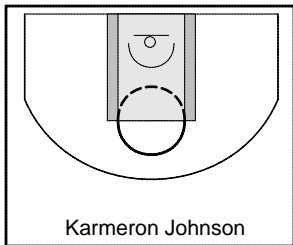
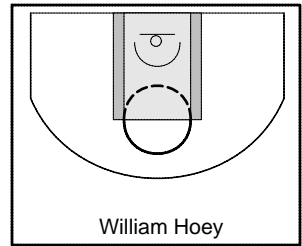

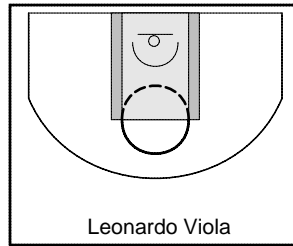
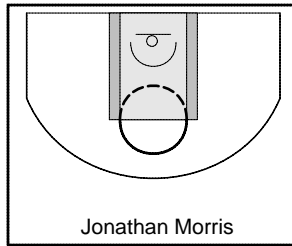
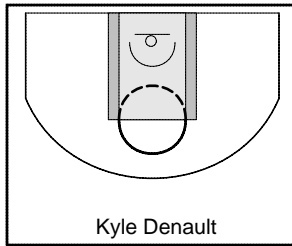
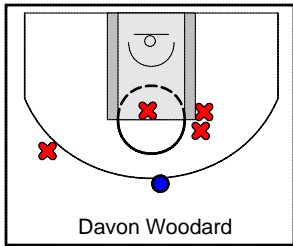
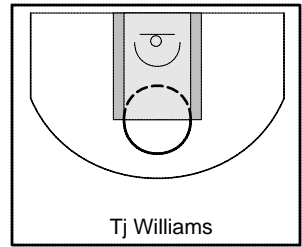
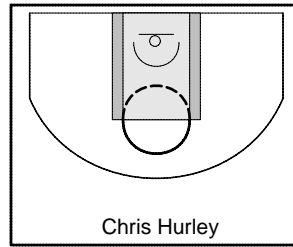
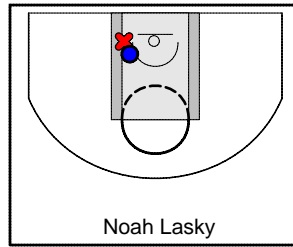
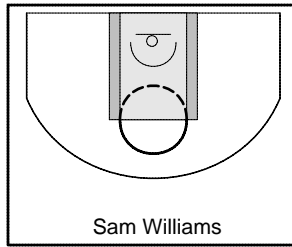
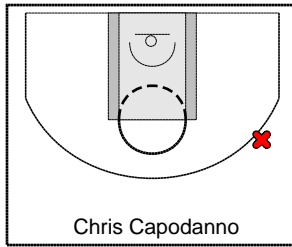
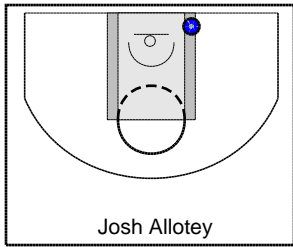
# #8 St. Johns

4/12/19 #8 St. Johns at #1 Pittsburgh

	1	2	T
#8 St. Johns	40	33	73
#1 Pittsburgh	53	41	94



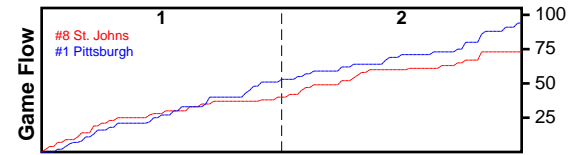
#	Name	G	MIN	FGM	FGA	FG%	2PM	2PA	2P%	3PM	3PA	3P%	FTM	FTA	FT%	OREB	DREB	REB	AST	STL	BLK	TO	PF	PTS
15	Josh Allotey	1	40	3	4	0.750	3	4	0.750	0	0	0.000	3	4	0.750	0	1	1	2	0	0	0	3	9
25	Chris Capodanno	1	10	0	2	0.000	0	1	0.000	0	1	0.000	0	0	0.000	0	0	0	0	0	0	0	0	0
5	Sam Williams	1	9	0	0	0.000	0	0	0.000	0	0	0.000	0	0	0.000	0	0	0	0	0	0	0	3	0
3	Noah Lasky	1	15	2	4	0.500	2	3	0.667	0	1	0.000	2	2	1.000	0	0	0	0	0	0	1	5	6
7	Chris Hurley	0	0	0	0	0.000	0	0	0.000	0	0	0.000	0	0	0.000	0	0	0	0	0	0	0	0	0
0	Tj Williams	0	0	0	0	0.000	0	0	0.000	0	0	0.000	0	0	0.000	0	0	0	0	0	0	0	0	0
1	Davon Woodard	1	32	3	9	0.333	2	5	0.400	1	4	0.250	0	2	0.000	1	3	4	0	0	0	1	2	7
14	Kyle Denault	0	0	0	0	0.000	0	0	0.000	0	0	0.000	0	0	0.000	0	0	0	0	0	0	0	0	0
23	Jonathan Morris	0	0	0	0	0.000	0	0	0.000	0	0	0.000	0	0	0.000	0	0	0	0	0	0	0	0	0
4	Leonardo Viola	0	0	0	0	0.000	0	0	0.000	0	0	0.000	0	0	0.000	0	0	0	0	0	0	0	0	0
0	Garpue Barchue Jr	1	28	7	11	0.636	6	10	0.600	1	1	1.000	4	6	0.667	1	1	2	1	2	0	2	5	19
24	William Hoey	1	24	4	4	1.000	4	4	1.000	0	0	0.000	1	1	1.000	1	0	1	1	1	0	2	4	9
2	Karmeron Johnson	0	0	0	0	0.000	0	0	0.000	0	0	0.000	0	0	0.000	0	0	0	0	0	0	0	0	0
6	Tanner Perez	1	17	0	0	0.000	0	0	0.000	0	0	0.000	0	0	0.000	0	0	0	0	0	0	2	0	0
32	Jalen Rosemond	1	29	8	12	0.667	6	9	0.667	2	3	0.667	3	4	0.750	2	4	6	0	0	0	2	2	21
<b>TOTALS</b>		<b>1</b>	<b>40</b>	<b>27</b>	<b>46</b>	<b>0.587</b>	<b>23</b>	<b>36</b>	<b>0.639</b>	<b>4</b>	<b>10</b>	<b>0.400</b>	<b>13</b>	<b>19</b>	<b>0.684</b>	<b>5</b>	<b>9</b>	<b>14</b>	<b>4</b>	<b>3</b>	<b>0</b>	<b>10</b>	<b>24</b>	<b>71</b>



# #1 Pittsburgh

4/12/19 #8 St. Johns at #1 Pittsburgh

	1	2	T
#8 St. Johns	40	33	73
#1 Pittsburgh	53	41	94



#	Name	G	MIN	FGM	FGA	FG%	2PM	2PA	2P%	3PM	3PA	3P%	FTM	FTA	FT%	OREB	DREB	REB	AST	STL	BLK	TO	PF	PTS
5	Justin Heidig	1	9	1	1	1.000	0	0	0.000	1	1	1.000	2	2	1.000	1	0	1	0	0	0	1	1	5
41	Nick Kosanovich III	1	1	1	1	1.000	0	0	0.000	1	1	1.000	0	0	0.000	0	1	1	0	0	0	0	0	3
22	Luke Kindberg	1	15	0	2	0.000	0	1	0.000	0	1	0.000	0	0	0.000	0	0	0	0	0	0	1	2	0
21	Bryce Schloneger	1	9	1	1	1.000	1	1	1.000	0	0	0.000	0	0	0.000	0	1	1	1	0	0	1	1	2
12	Eric Hyacinthe	1	29	8	9	0.889	6	7	0.857	2	2	1.000	8	10	0.800	0	0	0	1	0	0	5	2	26
20	Michael Goga	1	18	4	5	0.800	4	4	1.000	0	1	0.000	0	0	0.000	0	2	2	0	0	0	1	4	8
33	Max Lampe	1	33	5	9	0.556	3	3	1.000	2	6	0.333	3	6	0.500	0	5	5	4	0	0	2	0	15
32	Mack Bloom	1	6	1	1	1.000	0	0	0.000	1	1	1.000	0	0	0.000	0	0	0	0	0	0	0	1	3
14	Steven Votodian	1	26	3	5	0.600	2	4	0.500	1	1	1.000	3	3	1.000	0	4	4	2	1	0	1	3	10
2	Cory Rogers	1	30	4	6	0.667	0	1	0.000	4	5	0.800	2	2	1.000	1	0	1	0	0	0	0	3	14
23	Adetokunbo Owodunni	1	6	1	3	0.333	1	3	0.333	0	0	0.000	0	3	0.000	3	1	4	0	0	0	0	2	2
4	Christopher Smith	1	25	1	1	1.000	1	1	1.000	0	0	0.000	3	5	0.600	1	1	2	0	0	0	0	1	5
<b>TOTALS</b>		<b>1</b>	<b>40</b>	<b>30</b>	<b>44</b>	<b>0.682</b>	<b>18</b>	<b>25</b>	<b>0.720</b>	<b>12</b>	<b>19</b>	<b>0.632</b>	<b>21</b>	<b>31</b>	<b>0.677</b>	<b>6</b>	<b>15</b>	<b>21</b>	<b>8</b>	<b>1</b>	<b>0</b>	<b>12</b>	<b>20</b>	<b>93</b>

