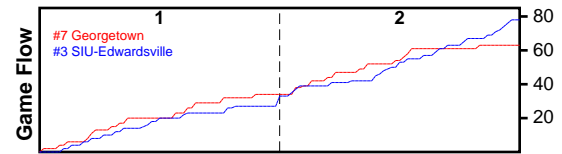


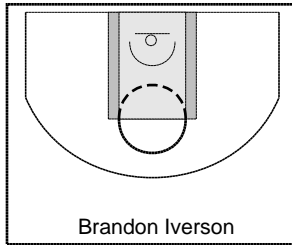
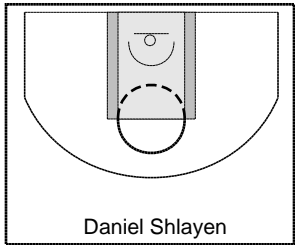
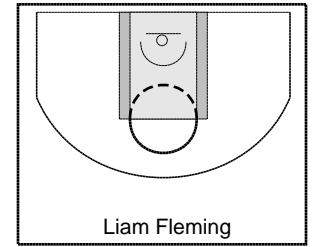
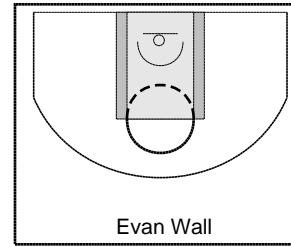
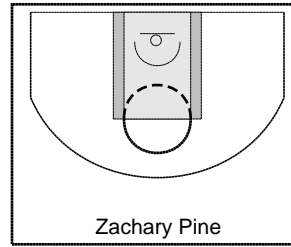
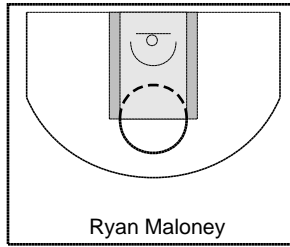
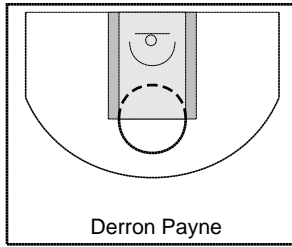
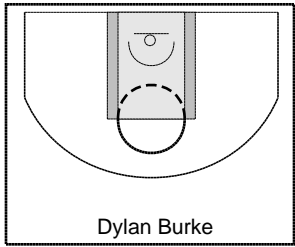
#7 Georgetown

4/13/19 #7 Georgetown at #3 SIU-Edwardsville

	1	2	T
#7 Georgetown	34	29	63
#3 SIU-	27	51	78



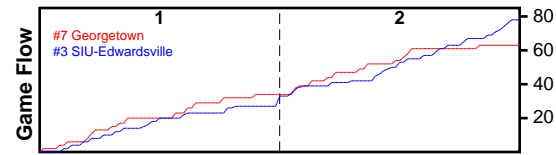
#	Name	G	MIN	FGM	FGA	FG%	2PM	2PA	2P%	3PM	3PA	3P%	FTM	FTA	FT%	OREB	DREB	REB	AST	STL	BLK	TO	PF	PTS
10	Dylan Burke	1	22	2	4	0.500	2	2	1.000	0	2	0.000	0	0	0.000	0	2	2	0	0	0	0	1	4
4	Derron Payne	1	32	8	18	0.444	7	14	0.500	1	4	0.250	1	4	0.250	0	1	1	3	0	0	3	2	18
55	Ryan Maloney	1	34	7	15	0.467	2	5	0.400	5	10	0.500	0	0	0.000	1	4	5	1	1	0	1	4	19
22	Zachary Pine	1	16	0	0	0.000	0	0	0.000	0	0	0.000	0	1	0.000	0	1	1	0	0	0	0	1	0
5	Evan Wall	1	11	2	4	0.500	2	3	0.667	0	1	0.000	1	1	1.000	0	0	0	0	1	0	1	3	5
23	Liam Fleming	1	22	2	3	0.667	2	3	0.667	0	0	0.000	0	0	0.000	0	2	2	1	1	0	1	2	4
24	Daniel Shlayen	1	25	2	8	0.250	1	4	0.250	1	4	0.250	1	2	0.500	1	4	5	1	0	0	1	2	6
2	Brandon Iverson	1	40	3	11	0.273	2	4	0.500	1	7	0.143	0	0	0.000	0	3	3	2	0	0	3	3	7
	TOTALS	1	40	26	63	0.413	18	35	0.514	8	28	0.286	3	8	0.375	2	17	19	8	3	0	10	18	63



#3 SIU-Edwardsville

4/13/19 #7 Georgetown at #3 SIU-Edwardsville

	1	2	T
#7 Georgetown	34	29	63
#3 SIU-	27	51	78



#	Name	G	MIN	FGM	FGA	FG%	2PM	2PA	2P%	3PM	3PA	3P%	FTM	FTA	FT%	OREB	DREB	REB	AST	STL	BLK	TO	PF	PTS
0	Luke Thompson	1	29	4	14	0.286	2	6	0.333	2	8	0.250	0	0	0.000	0	5	5	1	1	0	4	2	10
22	Gabriel VanRyn	0	0	0	0	0.000	0	0	0.000	0	0	0.000	0	0	0.000	0	0	0	0	0	0	0	0	0
7	Ryan Obermeier	1	29	4	7	0.571	3	4	0.750	1	3	0.333	4	5	0.800	1	3	4	3	0	0	2	0	13
33	Neal Scheuermann	0	0	0	0	0.000	0	0	0.000	0	0	0.000	0	0	0.000	0	0	0	0	0	0	0	0	0
2	Mike Dade	0	0	0	0	0.000	0	0	0.000	0	0	0.000	0	0	0.000	0	0	0	0	0	0	0	0	0
34	Lucas Wilson	1	10	2	2	1.000	2	2	1.000	0	0	0.000	0	0	0.000	0	1	1	0	1	0	1	1	4
5	Alex Blickhan	1	26	6	8	0.750	6	7	0.857	0	1	0.000	2	5	0.400	1	0	1	0	1	0	0	0	14
23	Adam Brothers	0	0	0	0	0.000	0	0	0.000	0	0	0.000	0	0	0.000	0	0	0	0	0	0	0	0	0
10	Kevin Cox Jr	1	29	4	7	0.571	4	6	0.667	0	1	0.000	3	6	0.500	2	6	8	0	0	0	0	1	11
40	Justin Diecker	0	0	0	0	0.000	0	0	0.000	0	0	0.000	0	0	0.000	0	0	0	0	0	0	0	0	0
20	Nicholas Marlo	1	40	1	4	0.250	1	1	1.000	0	3	0.000	6	6	1.000	1	5	6	3	2	0	0	1	8
21	Jack Richards	0	0	0	0	0.000	0	0	0.000	0	0	0.000	0	0	0.000	0	0	0	0	0	0	0	0	0
4	Nick Reel	1	10	1	3	0.333	1	1	1.000	0	2	0.000	0	0	0.000	0	1	1	0	0	0	0	0	2
11	Dylan Mueller	1	6	0	0	0.000	0	0	0.000	0	0	0.000	0	0	0.000	0	0	0	0	0	0	0	1	0
32	Michael Doss	1	25	7	9	0.778	7	9	0.778	0	0	0.000	1	3	0.333	0	11	11	0	0	0	3	3	15
30	Jordan Brown	0	0	0	0	0.000	0	0	0.000	0	0	0.000	0	0	0.000	0	0	0	0	0	0	0	0	0
	TOTALS	1	40	29	54	0.537	26	36	0.722	3	18	0.167	16	25	0.640	5	32	37	7	5	0	10	9	77

