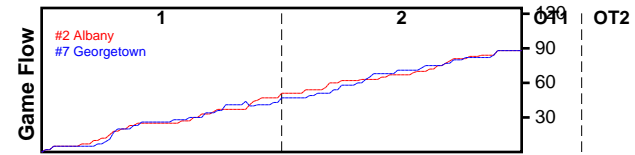


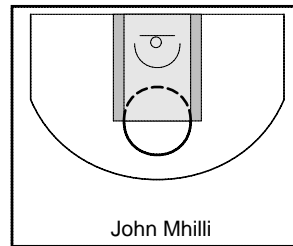
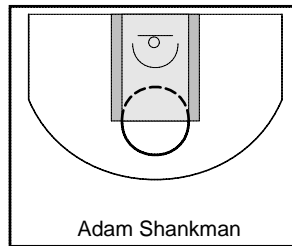
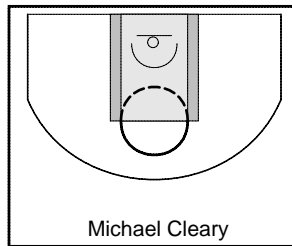
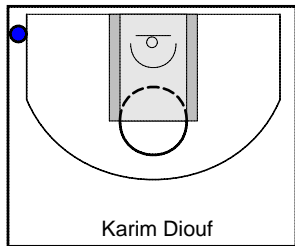
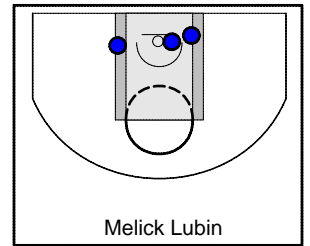
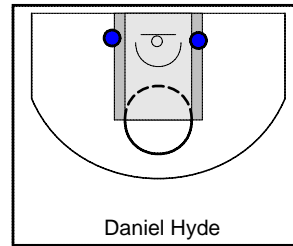
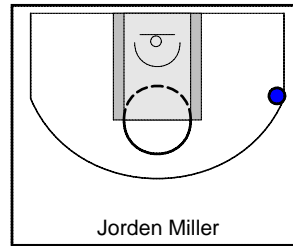
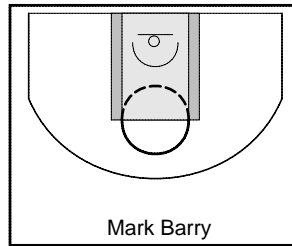
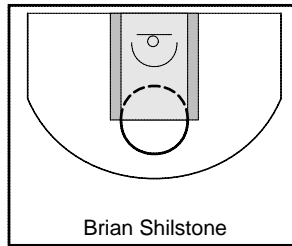
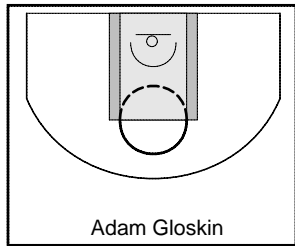
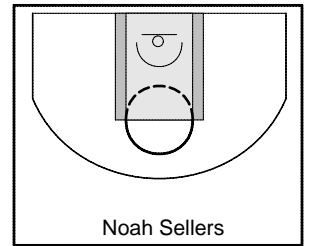
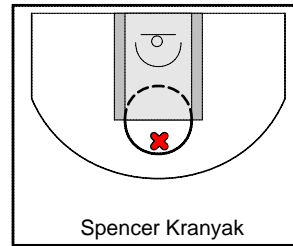
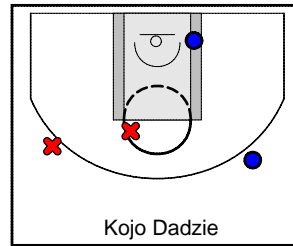
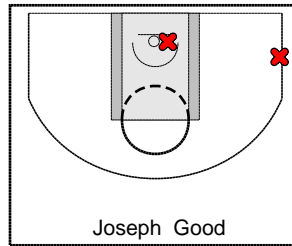
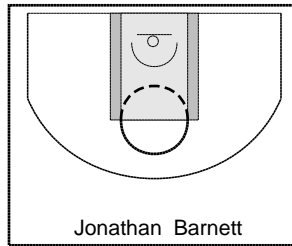
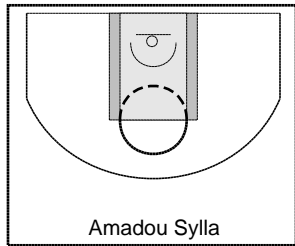
#2 Albany

4/12/19 #2 Albany at #7 Georgetown

	1	2	OT1	OT2	T
#2 Albany	47	41	8	9	105
#7 Georgetown	44	44	8	10	106



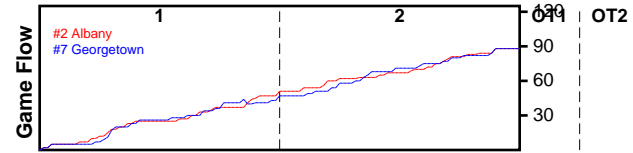
#	Name	G	MIN	FGM	FGA	FG%	2PM	2PA	2P%	3PM	3PA	3P%	FTM	FTA	FT%	OREB	DREB	REB	AST	STL	BLK	TO	PF	PTS
42	Amadou Sylla	0	0	0	0	0.000	0	0	0.000	0	0	0.000	0	0	0.000	0	0	0	0	0	0	0	0	0
10	Jonathan Barnett	1	4	0	0	0.000	0	0	0.000	0	0	0.000	0	0	0.000	0	0	0	0	0	0	1	0	0
4	Joseph Good	1	12	0	2	0.000	0	1	0.000	0	1	0.000	0	0	0.000	0	1	1	0	0	0	1	0	0
32	Kojo Dadzie	1	46	13	20	0.650	11	14	0.786	2	6	0.333	2	4	0.500	1	4	5	3	4	0	2	1	30
23	Spencer Kranyak	1	37	6	12	0.500	2	2	1.000	4	10	0.400	1	2	0.500	0	1	1	2	2	0	0	1	17
5	Noah Sellers	1	8	0	0	0.000	0	0	0.000	0	0	0.000	0	0	0.000	0	0	0	0	0	0	1	0	0
2	Adam Gloskin	0	0	0	0	0.000	0	0	0.000	0	0	0.000	0	0	0.000	0	0	0	0	0	0	0	0	0
60	Brian Shilstone	1	28	2	4	0.500	2	3	0.667	0	1	0.000	1	2	0.500	1	4	5	0	1	0	0	3	5
43	Mark Barry	0	0	0	0	0.000	0	0	0.000	0	0	0.000	0	0	0.000	0	0	0	0	0	0	0	0	0
3	Jorden Miller	1	3	1	1	1.000	0	0	0.000	1	1	1.000	0	0	0.000	0	0	0	1	0	0	0	0	3
1	Daniel Hyde	1	39	5	8	0.625	4	5	0.800	1	3	0.333	4	5	0.800	0	3	3	1	1	0	1	3	15
35	Melick Lubin	1	23	4	6	0.667	4	6	0.667	0	0	0.000	2	4	0.500	3	2	5	0	0	0	0	1	10
14	Karim Diouf	1	43	8	12	0.667	3	7	0.429	5	5	1.000	1	2	0.500	0	6	6	2	0	0	2	2	22
44	Michael Cleary	1	5	1	1	1.000	1	1	1.000	0	0	0.000	0	0	0.000	0	0	0	0	0	0	1	1	2
34	Adam Shankman	1	7	0	0	0.000	0	0	0.000	0	0	0.000	0	0	0.000	0	2	2	0	0	0	0	1	0
31	John Mhilli	1	2	0	0	0.000	0	0	0.000	0	0	0.000	1	2	0.500	0	0	0	0	0	0	0	0	1
	TOTALS	1	40	40	66	0.606	27	39	0.692	13	27	0.481	12	21	0.571	5	23	28	9	8	0	9	13	105



#7 Georgetown

4/12/19 #2 Albany at #7 Georgetown

	1	2	OT1	OT2	T
#2 Albany	47	41	8	9	105
#7 Georgetown	44	44	8	10	106



#	Name	G	MIN	FGM	FGA	FG%	2PM	2PA	2P%	3PM	3PA	3P%	FTM	FTA	FT%	OREB	DREB	REB	AST	STL	BLK	TO	PF	PTS
10	Dylan Burke	1	27	6	8	0.750	5	6	0.833	1	2	0.500	0	0	0.000	3	1	4	1	0	0	1	1	13
4	Derron Payne	1	35	10	19	0.526	10	16	0.625	0	3	0.000	1	1	1.000	0	2	2	2	1	0	2	3	21
55	Ryan Maloney	1	46	4	9	0.444	1	2	0.500	3	7	0.429	0	0	0.000	0	5	5	2	0	0	2	3	11
22	Zachary Pine	1	15	3	3	1.000	2	2	1.000	1	1	1.000	0	0	0.000	1	1	2	1	0	0	1	2	7
25	Thomas Kadar	0	0	0	0	0.000	0	0	0.000	0	0	0.000	0	0	0.000	0	0	0	0	0	0	0	0	0
5	Evan Wall	1	25	5	8	0.625	4	6	0.667	1	2	0.500	2	5	0.400	1	2	3	0	0	0	2	0	13
0	Chad Peterson	0	0	0	0	0.000	0	0	0.000	0	0	0.000	0	0	0.000	0	0	0	0	0	0	0	0	0
11	Liam Fleming	1	18	3	3	1.000	2	2	1.000	1	1	1.000	0	0	0.000	0	0	0	0	0	0	1	1	7
24	Daniel Shlayan	1	39	4	13	0.308	4	9	0.444	0	4	0.000	0	0	0.000	0	5	5	4	0	0	2	1	8
0	Patrick Murray	0	0	0	0	0.000	0	0	0.000	0	0	0.000	0	0	0.000	0	0	0	0	0	0	0	0	0
2	Brandon Iverson	1	49	7	10	0.700	4	6	0.667	3	4	0.750	8	9	0.889	0	5	5	1	4	0	2	4	25
0	Albert Lipscomb III	0	0	0	0	0.000	0	0	0.000	0	0	0.000	0	0	0.000	0	0	0	0	0	0	0	0	0
0	Gene Yang	0	0	0	0	0.000	0	0	0.000	0	0	0.000	0	0	0.000	0	0	0	0	0	0	0	0	0
TOTALS		1	40	42	73	0.575	32	49	0.653	10	24	0.417	11	15	0.733	5	21	26	11	5	0	13	15	105

