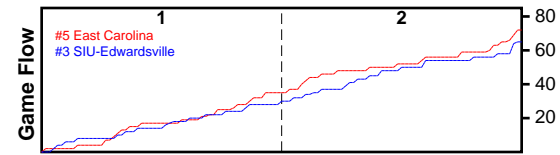


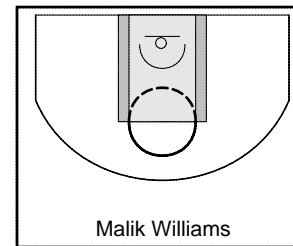
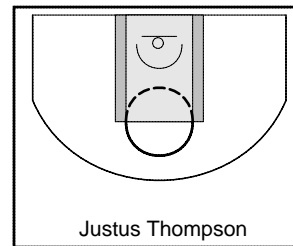
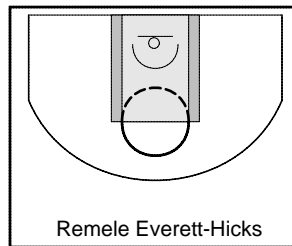
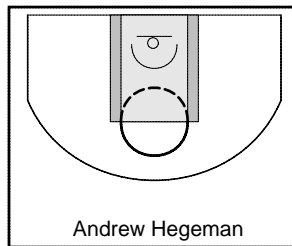
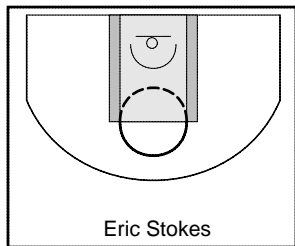
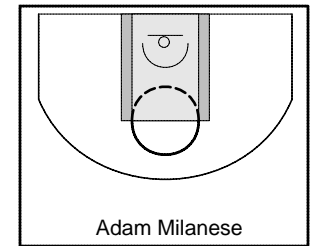
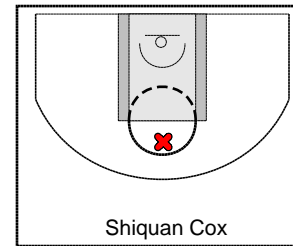
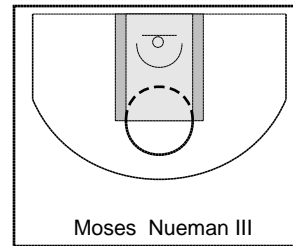
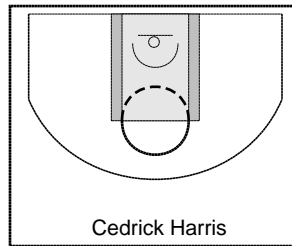
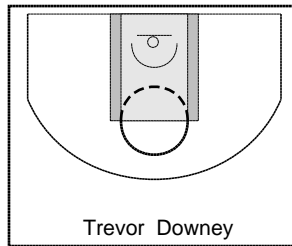
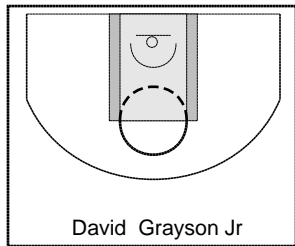
# #5 East Carolina

4/14/19 #5 East Carolina at #3 SIU-Edwardsville

	1	2	T
#5 East Carolina	35	37	72
#3 SIU-	28	37	65



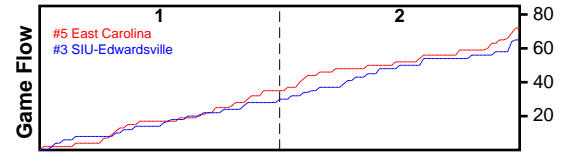
#	Name	G	MIN	FGM	FGA	FG%	2PM	2PA	2P%	3PM	3PA	3P%	FTM	FTA	FT%	OREB	DREB	REB	AST	STL	BLK	TO	PF	PTS
31	David Grayson Jr	1	5	0	0	0.000	0	0	0.000	0	0	0.000	0	0	0.000	0	0	0	0	0	0	0	0	0
23	Trevor Downey	0	0	0	0	0.000	0	0	0.000	0	0	0.000	0	0	0.000	0	0	0	0	0	0	0	0	0
2	Cedrick Harris	0	0	0	0	0.000	0	0	0.000	0	0	0.000	0	0	0.000	0	0	0	0	0	0	0	0	0
13	Moses Nueman III	1	38	9	11	0.818	9	11	0.818	0	0	0.000	5	8	0.625	1	3	4	0	0	0	1	3	23
12	Shiquan Cox	1	6	0	2	0.000	0	1	0.000	0	1	0.000	0	0	0.000	0	0	0	0	0	0	0	0	0
3	Adam Milanese	1	10	0	0	0.000	0	0	0.000	0	0	0.000	0	0	0.000	0	2	2	0	0	0	0	0	0
35	Eric Stokes	1	35	5	10	0.500	1	3	0.333	4	7	0.571	5	5	1.000	1	3	4	0	0	0	2	2	19
22	Andrew Hegeman	1	36	2	6	0.333	2	4	0.500	0	2	0.000	4	6	0.667	0	5	5	2	1	0	2	4	8
0	Remele Everett-Hicks	1	38	6	11	0.545	6	10	0.600	0	1	0.000	3	5	0.600	1	1	2	4	1	0	2	2	15
11	Justus Thompson	1	36	2	4	0.500	1	1	1.000	1	3	0.333	2	4	0.500	0	1	1	1	1	0	0	2	7
15	Malik Williams	0	0	0	0	0.000	0	0	0.000	0	0	0.000	0	0	0.000	0	0	0	0	0	0	0	0	0
	<b>TOTALS</b>	<b>1</b>	<b>40</b>	<b>24</b>	<b>44</b>	<b>0.545</b>	<b>19</b>	<b>30</b>	<b>0.633</b>	<b>5</b>	<b>14</b>	<b>0.357</b>	<b>19</b>	<b>28</b>	<b>0.679</b>	<b>3</b>	<b>15</b>	<b>18</b>	<b>7</b>	<b>3</b>	<b>0</b>	<b>7</b>	<b>13</b>	<b>72</b>



# #3 SIU-Edwardsville

4/14/19 #5 East Carolina at #3 SIU-Edwardsville

	1	2	T
#5 East Carolina	35	37	72
#3 SIU-	28	37	65



#	Name	G	MIN	FGM	FGA	FG%	2PM	2PA	2P%	3PM	3PA	3P%	FTM	FTA	FT%	OREB	DREB	REB	AST	STL	BLK	TO	PF	PTS
0	Luke Thompson	1	27	1	6	0.167	1	1	1.000	0	5	0.000	0	0	0.000	0	2	2	0	0	0	0	1	2
20	Gabriel VanRyn	0	0	0	0	0.000	0	0	0.000	0	0	0.000	0	0	0.000	0	0	0	0	0	0	0	0	0
7	Ryan Obermeier	1	34	11	15	0.733	11	15	0.733	0	0	0.000	0	1	0.000	3	1	4	1	0	0	1	2	22
33	Neal Scheuermann	0	0	0	0	0.000	0	0	0.000	0	0	0.000	0	0	0.000	0	0	0	0	0	0	0	0	0
2	Mike Dade	0	0	0	0	0.000	0	0	0.000	0	0	0.000	0	0	0.000	0	0	0	0	0	0	0	0	0
34	Lucas Wilson	1	10	1	1	1.000	1	1	1.000	0	0	0.000	0	0	0.000	0	1	1	0	0	0	0	0	3
5	Alex Blickhan	1	19	2	4	0.500	2	4	0.500	0	0	0.000	4	6	0.667	0	0	0	1	1	0	1	4	8
23	Adam Brothers	0	0	0	0	0.000	0	0	0.000	0	0	0.000	0	0	0.000	0	0	0	0	0	0	0	0	0
10	Kevin Cox Jr	1	33	7	10	0.700	7	9	0.778	0	1	0.000	3	3	1.000	1	7	8	2	2	0	1	1	17
40	Justin Diecker	0	0	0	0	0.000	0	0	0.000	0	0	0.000	0	0	0.000	0	0	0	0	0	0	0	0	0
1	Nicholas Marlo	1	40	2	3	0.667	2	3	0.667	0	0	0.000	3	4	0.750	0	1	1	1	1	0	0	4	7
21	Jack Richards	0	0	0	0	0.000	0	0	0.000	0	0	0.000	0	0	0.000	0	0	0	0	0	0	0	0	0
4	Nick Reel	1	6	0	0	0.000	0	0	0.000	0	0	0.000	0	0	0.000	0	2	2	0	0	0	0	1	0
11	Dylan Mueller	1	9	1	2	0.500	1	2	0.500	0	0	0.000	0	0	0.000	0	0	0	0	0	0	0	2	2
32	Michael Doss	1	24	2	6	0.333	2	6	0.333	0	0	0.000	0	0	0.000	2	2	4	0	1	0	3	2	4
30	Jordan Brown	0	0	0	0	0.000	0	0	0.000	0	0	0.000	0	0	0.000	0	0	0	0	0	0	0	0	0
	<b>TOTALS</b>	<b>1</b>	<b>40</b>	<b>27</b>	<b>47</b>	<b>0.574</b>	<b>27</b>	<b>41</b>	<b>0.659</b>	<b>0</b>	<b>6</b>	<b>0.000</b>	<b>10</b>	<b>14</b>	<b>0.714</b>	<b>6</b>	<b>16</b>	<b>22</b>	<b>5</b>	<b>4</b>	<b>0</b>	<b>6</b>	<b>20</b>	<b>64</b>

