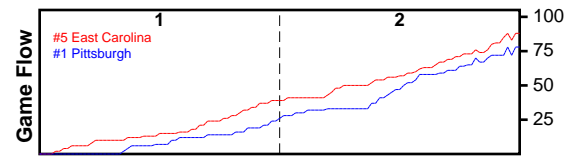


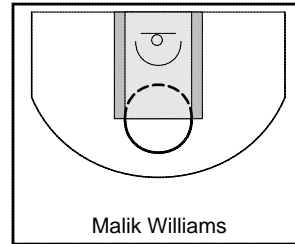
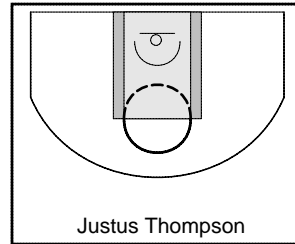
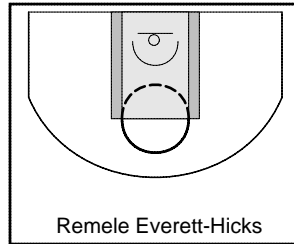
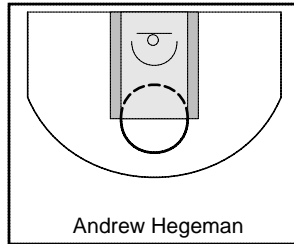
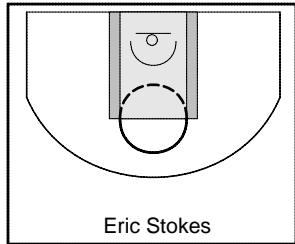
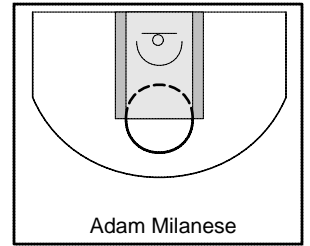
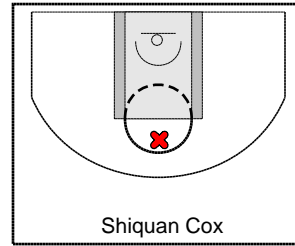
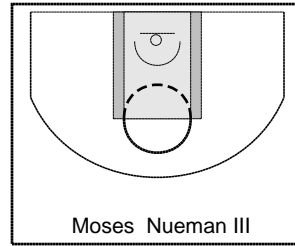
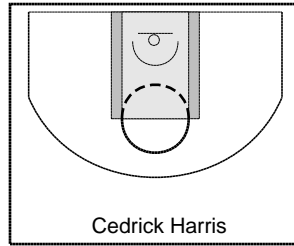
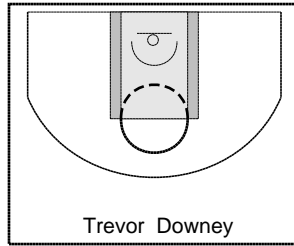
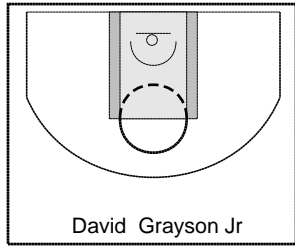
#5 East Carolina

4/13/19 #5 East Carolina at #1 Pittsburgh

	1	2	T
#5 East Carolina	39	49	88
#1 Pittsburgh	24	54	78



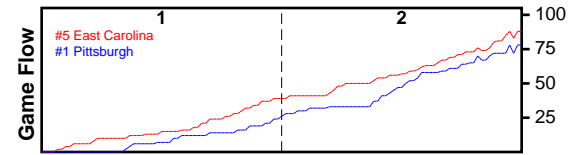
#	Name	G	MIN	FGM	FGA	FG%	2PM	2PA	2P%	3PM	3PA	3P%	FTM	FTA	FT%	OREB	DREB	REB	AST	STL	BLK	TO	PF	PTS
31	David Grayson Jr	1	3	1	1	1.000	1	1	1.000	0	0	0.000	0	0	0.000	0	0	0	0	0	0	0	1	2
23	Trevor Downey	0	0	0	0	0.000	0	0	0.000	0	0	0.000	0	0	0.000	0	0	0	0	0	0	0	0	0
2	Cedrick Harris	0	0	0	0	0.000	0	0	0.000	0	0	0.000	0	0	0.000	0	0	0	0	0	0	0	0	0
13	Moses Nueman III	1	20	4	6	0.667	4	5	0.800	0	1	0.000	0	0	0.000	3	1	4	0	1	0	2	3	8
12	Shiquan Cox	1	15	1	5	0.200	1	5	0.200	0	0	0.000	1	4	0.250	1	0	1	0	1	0	2	3	3
3	Adam Milanese	1	24	0	2	0.000	0	1	0.000	0	1	0.000	0	0	0.000	1	0	1	2	0	0	0	1	0
35	Eric Stokes	1	34	10	16	0.625	8	9	0.889	2	7	0.286	1	2	0.500	1	4	5	2	3	0	1	3	23
22	Andrew Hegeman	1	33	5	7	0.714	4	5	0.800	1	2	0.500	6	8	0.750	1	4	5	2	1	0	3	3	17
0	Remele Everett-Hicks	1	38	3	8	0.375	3	4	0.750	0	4	0.000	21	26	0.808	0	4	4	4	2	0	1	1	27
11	Justus Thompson	1	28	2	2	1.000	2	2	1.000	0	0	0.000	1	5	0.200	1	2	3	1	0	0	0	3	5
15	Malik Williams	1	11	1	2	0.500	0	0	0.000	1	2	0.500	0	0	0.000	0	0	0	0	0	0	0	2	3
	TOTALS	1	40	27	49	0.551	23	32	0.719	4	17	0.235	30	45	0.667	8	15	23	11	8	0	9	20	88



#1 Pittsburgh

4/13/19 #5 East Carolina at #1 Pittsburgh

	1	2	T
#5 East Carolina	39	49	88
#1 Pittsburgh	24	54	78



#	Name	G	MIN	FGM	FGA	FG%	2PM	2PA	2P%	3PM	3PA	3P%	FTM	FTA	FT%	OREB	DREB	REB	AST	STL	BLK	TO	PF	PTS
5	Justin Heidig	1	2	0	0	0.000	0	0	0.000	0	0	0.000	0	0	0.000	0	1	1	0	0	0	1	2	0
41	Nick Kosanovich III	1	1	0	0	0.000	0	0	0.000	0	0	0.000	0	0	0.000	0	0	0	1	0	0	0	1	0
22	Luke Kindberg	1	17	1	1	1.000	0	0	0.000	1	1	1.000	1	2	0.500	0	1	1	0	0	0	3	3	4
21	Bryce Schloneger	1	9	1	1	1.000	0	0	0.000	1	1	1.000	0	0	0.000	0	0	0	0	0	0	2	2	3
12	Eric Hyacinthe	1	33	7	10	0.700	6	8	0.750	1	2	0.500	0	0	0.000	0	1	1	2	1	0	1	5	15
20	Michael Goga	1	22	2	2	1.000	2	2	1.000	0	0	0.000	0	2	0.000	1	5	6	0	1	0	1	5	4
33	Max Lampe	1	32	3	13	0.231	2	4	0.500	1	9	0.111	7	9	0.778	2	5	7	0	0	0	2	3	14
32	Mack Bloom	1	8	0	0	0.000	0	0	0.000	0	0	0.000	0	0	0.000	1	0	1	0	0	0	1	1	0
14	Steven Votodian	1	30	9	12	0.750	7	8	0.875	2	4	0.500	7	12	0.583	2	3	5	5	0	0	2	4	27
2	Cory Rogers	1	33	2	5	0.400	1	1	1.000	1	4	0.250	0	0	0.000	0	1	1	0	1	0	1	5	5
24	Adetokunbo Owodunni	1	2	0	0	0.000	0	0	0.000	0	0	0.000	0	0	0.000	0	0	0	0	0	0	0	0	0
4	Christopher Smith	1	18	3	3	1.000	3	3	1.000	0	0	0.000	0	1	0.000	0	0	0	0	0	0	0	2	6
	TOTALS	1	40	28	47	0.596	21	26	0.808	7	21	0.333	15	26	0.577	6	17	23	8	3	0	14	33	78

