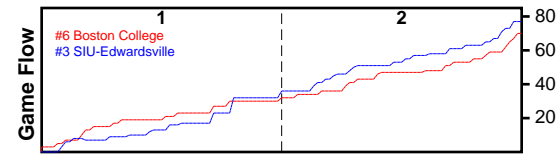


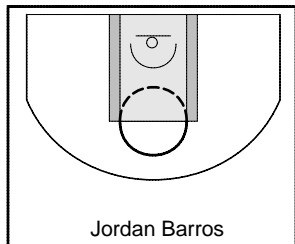
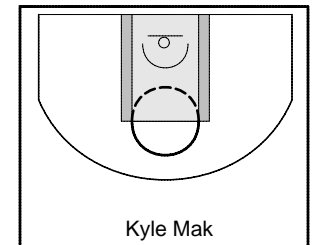
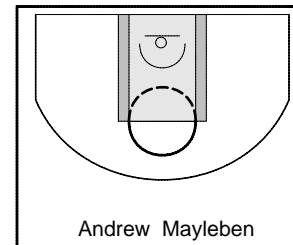
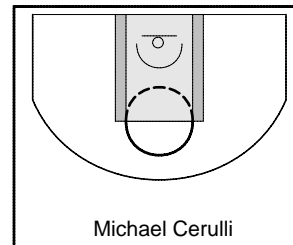
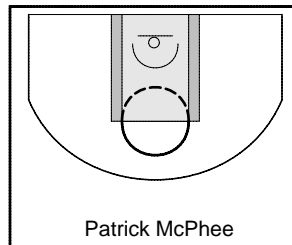
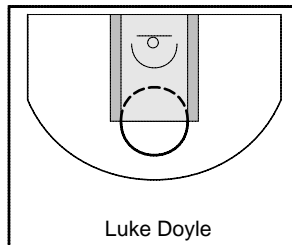

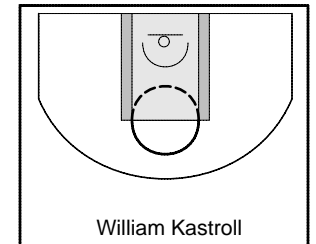
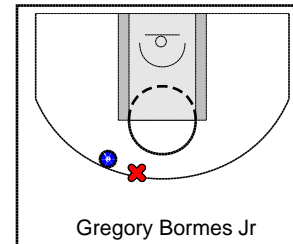
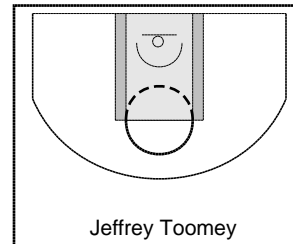
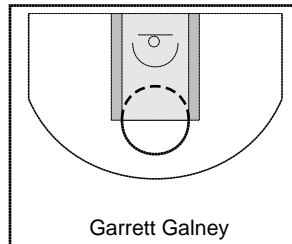
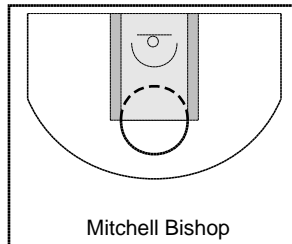
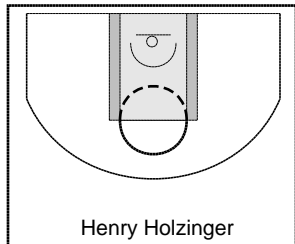
#6 Boston College

4/12/19 #6 Boston College at #3 SIU-Edwardsville

	1	2	T
#6 Boston College	32	38	70
#3 SIU-	36	41	77



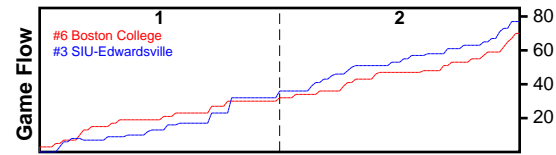
#	Name	G	MIN	FGM	FGA	FG%	2PM	2PA	2P%	3PM	3PA	3P%	FTM	FTA	FT%	OREB	DREB	REB	AST	STL	BLK	TO	PF	PTS
11	Henry Holzinger	0	0	0	0	0.000	0	0	0.000	0	0	0.000	0	0	0.000	0	0	0	0	0	0	0	0	0
5	Mitchell Bishop	1	13	0	1	0.000	0	1	0.000	0	0	0.000	0	0	0.000	1	2	3	0	0	0	0	1	0
33	Garrett Galney	1	4	2	2	1.000	2	2	1.000	0	0	0.000	2	2	1.000	0	0	0	0	0	0	0	4	6
2	Jeffrey Toomey	1	23	3	7	0.429	2	3	0.667	1	4	0.250	0	0	0.000	0	0	0	1	0	0	1	3	7
44	Gregory Bormes Jr	1	39	5	9	0.556	1	4	0.250	4	5	0.800	0	0	0.000	1	5	6	2	0	0	0	3	14
9	William Kastroll	1	15	1	1	1.000	1	1	1.000	0	0	0.000	0	0	0.000	0	2	2	1	0	0	0	3	2
4	Evan Palmer	1	31	7	9	0.778	6	8	0.750	1	1	1.000	7	8	0.875	4	4	8	1	0	0	1	2	22
0	Luke Doyle	0	0	0	0	0.000	0	0	0.000	0	0	0.000	0	0	0.000	0	0	0	0	0	0	0	0	0
12	Patrick McPhee	1	23	1	4	0.250	0	3	0.000	1	1	1.000	0	2	0.000	0	0	0	1	0	0	0	1	3
10	Michael Cerulli	1	7	0	0	0.000	0	0	0.000	0	0	0.000	0	0	0.000	0	0	0	0	0	0	0	2	0
21	Andrew Mayleben	1	22	2	3	0.667	1	2	0.500	1	1	1.000	3	6	0.500	0	1	1	0	0	0	1	5	8
23	Kyle Mak	1	11	1	4	0.250	1	4	0.250	0	0	0.000	2	2	1.000	0	0	0	0	0	0	0	2	4
3	Jordan Barros	1	16	1	6	0.167	1	3	0.333	0	3	0.000	0	0	0.000	0	1	1	0	0	0	0	1	2
TOTALS		1	40	23	46	0.500	15	31	0.484	8	15	0.533	14	20	0.700	6	15	21	6	0	0	3	27	68



#3 SIU-Edwardsville

4/12/19 #6 Boston College at #3 SIU-Edwardsville

	1	2	T
#6 Boston College	32	38	70
#3 SIU-	36	41	77



#	Name	G	MIN	FGM	FGA	FG%	2PM	2PA	2P%	3PM	3PA	3P%	FTM	FTA	FT%	OREB	DREB	REB	AST	STL	BLK	TO	PF	PTS
0	Luke Thompson	1	28	3	5	0.600	1	1	1.000	2	4	0.500	2	2	1.000	0	1	1	0	0	0	0	0	10
20	Gabriel VanRyn	0	0	0	0	0.000	0	0	0.000	0	0	0.000	0	0	0.000	0	0	0	0	0	0	0	0	0
7	Ryan Obermeier	1	38	2	7	0.286	2	6	0.333	0	1	0.000	9	12	0.750	0	4	4	2	0	0	0	2	13
33	Neal Scheuermann	0	0	0	0	0.000	0	0	0.000	0	0	0.000	0	0	0.000	0	0	0	0	0	0	0	0	0
2	Mike Dade	0	0	0	0	0.000	0	0	0.000	0	0	0.000	0	0	0.000	0	0	0	0	0	0	0	0	0
34	Lucas Wilson	1	18	1	1	1.000	1	1	1.000	0	0	0.000	0	0	0.000	0	2	2	0	0	0	0	1	2
5	Alex Blickhan	1	9	0	1	0.000	0	1	0.000	0	0	0.000	2	4	0.500	0	0	0	0	0	0	0	0	2
23	Adam Brothers	0	0	0	0	0.000	0	0	0.000	0	0	0.000	0	0	0.000	0	0	0	0	0	0	0	0	0
8	Rhys Pepino	0	0	0	0	0.000	0	0	0.000	0	0	0.000	0	0	0.000	0	0	0	0	0	0	0	0	0
10	Kevin Cox Jr	1	19	5	5	1.000	4	4	1.000	1	1	1.000	3	4	0.750	0	2	2	0	0	0	1	3	14
40	Justin Diecker	0	0	0	0	0.000	0	0	0.000	0	0	0.000	0	0	0.000	0	0	0	0	0	0	0	0	0
1	Nicholas Marlo	1	38	2	5	0.400	1	2	0.500	1	3	0.333	11	12	0.917	1	1	2	0	0	0	1	1	16
21	Jack Richards	1	3	0	0	0.000	0	0	0.000	0	0	0.000	0	0	0.000	0	0	0	0	0	0	0	0	0
4	Nick Reel	1	15	2	3	0.667	0	1	0.000	2	2	1.000	2	3	0.667	0	0	0	0	0	0	0	2	8
11	Dylan Mueller	1	17	0	0	0.000	0	0	0.000	0	0	0.000	3	4	0.750	0	1	1	1	0	0	0	2	3
32	Michael Doss	1	20	4	8	0.500	4	7	0.571	0	1	0.000	1	2	0.500	1	3	4	0	0	0	0	3	9
30	Jordan Brown	0	0	0	0	0.000	0	0	0.000	0	0	0.000	0	0	0.000	0	0	0	0	0	0	0	0	0
TOTALS		1	40	19	35	0.543	13	23	0.565	6	12	0.500	33	43	0.767	2	14	16	3	0	0	2	14	77

