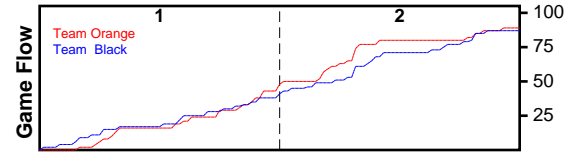


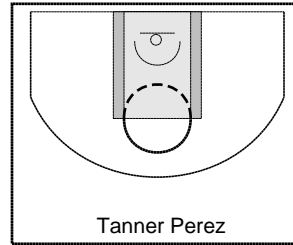
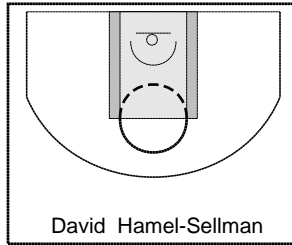
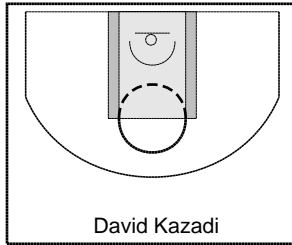
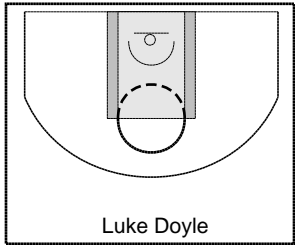
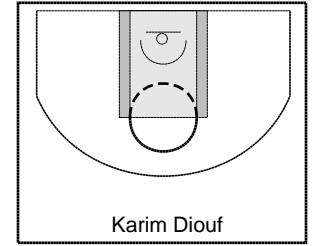
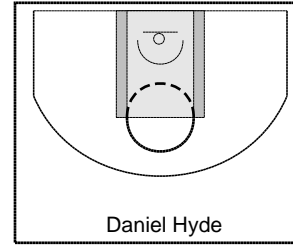
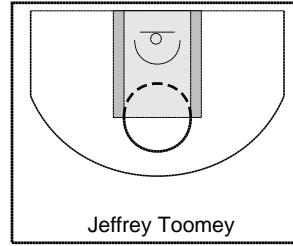
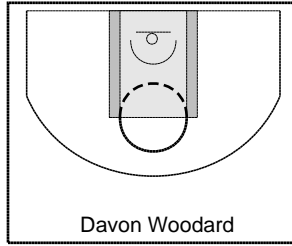

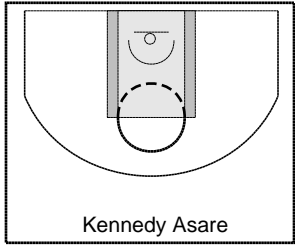
Team Orange

4/13/19 Team Orange at Team Black

	1	2	T
Team Orange	46	43	89
Team Black	41	46	87



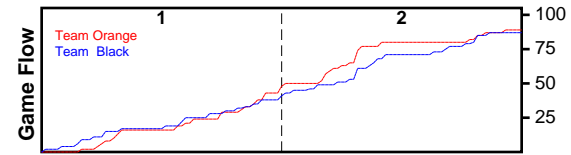
#	Name	G	MIN	FGM	FGA	FG%	2PM	2PA	2P%	3PM	3PA	3P%	FTM	FTA	FT%	OREB	DREB	REB	AST	STL	BLK	TO	PF	PTS
33	Kennedy Asare	1	21	3	7	0.429	3	5	0.600	0	2	0.000	0	2	0.000	2	0	2	1	0	0	1	2	6
22	Noah Lasky	1	20	9	14	0.643	4	5	0.800	5	9	0.556	0	0	0.000	0	4	4	2	0	0	0	0	23
13	Davon Woodard	1	24	7	13	0.538	7	12	0.583	0	1	0.000	0	0	0.000	0	3	3	1	1	0	1	1	14
14	Jeffrey Toomey	1	12	1	1	1.000	0	0	0.000	1	1	1.000	0	0	0.000	0	1	1	0	0	0	0	0	3
1	Daniel Hyde	1	26	3	9	0.333	1	2	0.500	2	7	0.286	2	2	1.000	1	4	5	2	0	0	2	3	10
11	Karim Diouf	1	22	4	7	0.571	2	4	0.500	2	3	0.667	0	0	0.000	2	0	2	1	2	0	0	0	10
23	Luke Doyle	1	15	1	1	1.000	0	0	0.000	1	1	1.000	0	0	0.000	0	0	0	0	0	0	0	0	3
31	David Kazadi	1	30	5	6	0.833	5	6	0.833	0	0	0.000	0	0	0.000	1	2	3	0	1	0	1	0	10
4	David Hamel-Sellman	1	22	1	3	0.333	0	1	0.000	1	2	0.500	0	0	0.000	0	1	1	0	0	0	0	0	3
10	Tanner Perez	1	13	2	3	0.667	1	1	1.000	1	2	0.500	0	0	0.000	0	1	1	2	0	0	2	1	5
TOTALS		1	40	36	64	0.562	23	36	0.639	13	28	0.464	2	4	0.500	6	16	22	9	4	0	7	7	87



Team Black

4/13/19 Team Orange at Team Black

	1	2	T
Team Orange	46	43	89
Team Black	41	46	87



#	Name	G	MIN	FGM	FGA	FG%	2PM	2PA	2P%	3PM	3PA	3P%	FTM	FTA	FT%	OREB	DREB	REB	AST	STL	BLK	TO	PF	PTS
10	Kojo Dadzie	1	18	3	6	0.500	2	4	0.500	1	2	0.500	1	3	0.333	0	1	1	3	1	0	1	0	8
22	Steven Googin	1	26	2	6	0.333	0	0	0.000	2	6	0.333	0	0	0.000	1	0	1	1	1	0	0	0	6
21	Augustus Busumbru	1	30	5	8	0.625	3	5	0.600	2	3	0.667	2	4	0.500	1	3	4	0	1	0	1	1	14
12	Gregory Bormes Jr	1	24	4	9	0.444	2	2	1.000	2	7	0.286	0	0	0.000	0	1	1	3	0	0	1	0	10
1	Jorden Miller	1	11	1	2	0.500	0	0	0.000	1	2	0.500	0	0	0.000	1	2	3	1	0	0	0	0	3
11	Melick Lubin	1	11	1	2	0.500	0	0	0.000	1	2	0.500	0	0	0.000	0	1	1	1	0	0	0	0	3
31	Evan Palmer	1	30	9	12	0.750	9	12	0.750	0	0	0.000	3	4	0.750	2	8	10	0	1	0	0	1	21
13	Garpue Barchue Jr	1	15	2	4	0.500	1	2	0.500	1	2	0.500	0	0	0.000	1	3	4	0	0	0	0	0	5
21	Andrew Mayleben	1	29	3	7	0.429	3	3	1.000	0	4	0.000	0	0	0.000	0	2	2	0	0	0	1	3	6
32	Jalen Rosemond	1	11	3	7	0.429	3	3	1.000	0	4	0.000	0	0	0.000	2	0	2	0	0	0	0	0	6
TOTALS		1	40	33	63	0.524	23	31	0.742	10	32	0.312	6	11	0.545	8	21	29	9	4	0	4	5	82

