

Iowa State University **72 - 76** Kentucky

Home

Postseason

Saturday, April 11, 2015

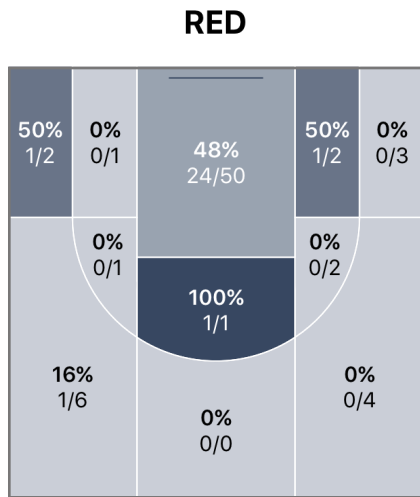
RED

72

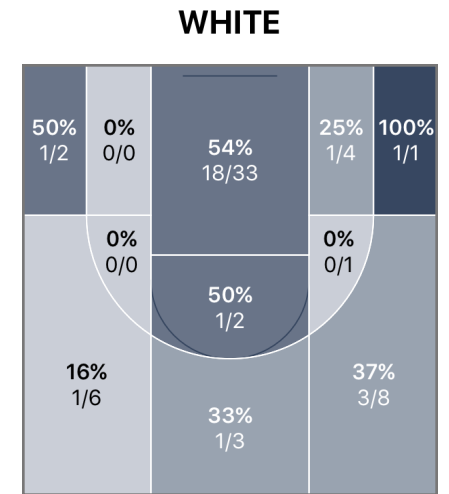
Game Stats

76

WHITE



	1	2
RED	34	38
WHITE	41	35




REBOUNDS



POINTS

RED	WHITE
39%	45%
13%	35%
70%	68%
48	36

TURNOVERS



Team Totals

	FGM-A	3PM-A	FTM-A	PIP	OREB	DREB	REB	2CP	AST	STL	POT	BLK	TO	PF	PTS
IOWA STATE UN...	28-72	2-15	14-20	48	16	27	43	21	0	0	0	0	1	19	72
KENTUCKY	27-60	7-20	15-22	36	10	33	43	13	0	0	0	0	2	19	76


FGM-A - Field Goal Makes/Attempts
 3PM-A - 3 Point Makes/Attempts
 FTM-A - Free Throw Makes/Attempts
 PIP - Points in the Paint


OREB - Offensive Rebounds
 DREB - Defensive Rebounds
 REB - Rebounds
 2CP - 2nd Chance Points


AST - Assists
 STL - Steals
 POT - Points off Turnovers
 BLK - Blocks

TO - Turnovers
 PF - Personal & Technical Fouls
 PTS - Total Points

Iowa State University **72 - 76** Kentucky

 Home

 Postseason

 Saturday, April 11, 2015

Iowa State University Stats

PLAYERS	FGM-A	3PM-A	FTM-A	PIP	OREB	DREB	REB	2CP	AST	STL	POT	BLK	TO	PF	PTS
#15, J Huhndorf	7-13	0-0	2-2	14	1	6	7	2	0	0	0	0	0	2	16
#0, S Neylon	4-12	0-1	4-7	6	3	3	6	3	0	0	0	0	0	2	12
#1, M Davis-Cunn...	5-8	0-1	0-0	10	0	4	4	6	0	0	0	0	0	3	10
#21, B Lamb	4-7	2-3	0-0	4	0	1	1	3	0	0	0	0	0	1	10
#35, C Mehls	2-11	0-1	6-6	4	1	3	4	4	0	0	0	0	0	3	10
#33, M Flynn	4-8	0-2	1-2	6	2	2	4	3	0	0	0	0	1	1	9
#2, J Castro	2-3	0-1	1-2	4	2	1	3	0	0	0	0	0	0	2	5
#3, T Hoelting	0-5	0-3	0-0	0	0	2	2	0	0	0	0	0	0	3	0
#11, C Woods	0-3	0-3	0-0	0	0	2	2	0	0	0	0	0	0	2	0
Unassigned/Team	0-2	0-0	0-1	0	7	3	10	0	0	0	0	0	0	0	0
Total	28-72	2-15	14-20	48	16	27	43	21	0	0	0	0	1	19	72


FLAGRANT FOULS

RED TEAM None


TECHNICAL FOULS

RED TEAM None

Iowa State University **72 - 76** Kentucky

 Home

 Postseason

 Saturday, April 11, 2015

Kentucky Stats

PLAYERS	FGM-A	3PM-A	FTM-A	PIP	OREB	DREB	REB	2CP	AST	STL	POT	BLK	TO	PF	PTS ▾
#12, D Quarles	5-12	3-3	5-7	4	1	11	12	5	0	0	0	0	0	2	18
#1, O Bishop	5-11	1-4	4-4	8	2	1	3	2	0	0	0	0	0	3	15
#10, P Scott	4-10	2-5	2-3	2	0	3	3	0	0	0	0	0	0	3	12
#3, A Gillette	3-7	1-4	1-2	4	1	2	3	2	0	0	0	0	0	0	8
#30, J Webb	4-7	0-0	0-2	8	2	1	3	2	0	0	0	0	0	4	8
#23, Z Ripy	2-4	0-1	2-3	4	0	0	0	0	0	0	0	0	1	1	6
#32, S Stringer	3-3	0-0	0-0	4	1	8	9	2	0	0	0	0	0	3	6
#14, E Stewart	1-4	0-3	0-0	2	0	0	0	0	0	0	0	0	0	0	2
#24, B Merriweat...	0-2	0-0	0-0	0	0	1	1	0	0	0	0	0	1	3	0
Unassigned/Team	0-0	0-0	1-1	0	3	6	9	0	0	0	0	0	0	0	1
Total	27-60	7-20	15-22	36	10	33	43	13	0	0	0	0	2	19	76

FLAGRANT FOULS

WHITE TEAM None

TECHNICAL FOULS

WHITE TEAM None