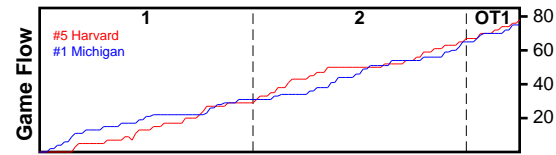


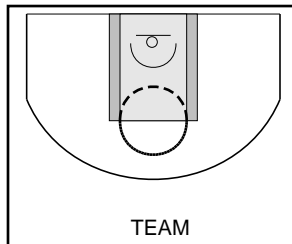
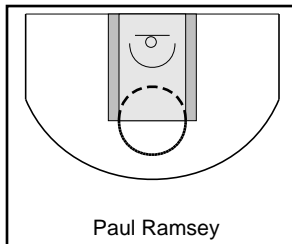
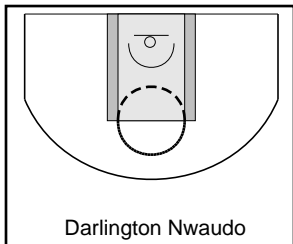
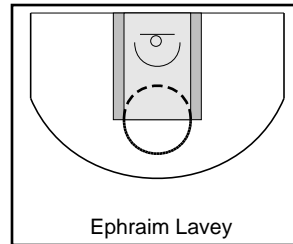
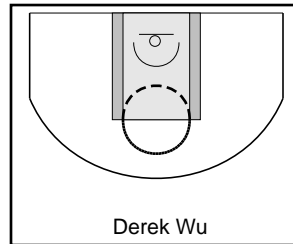
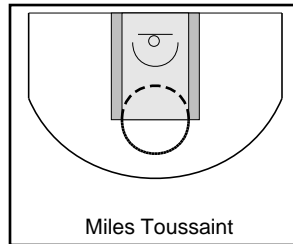
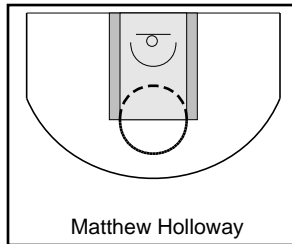
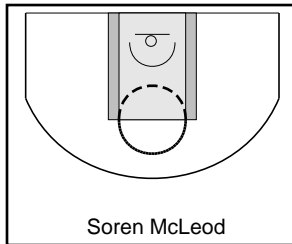
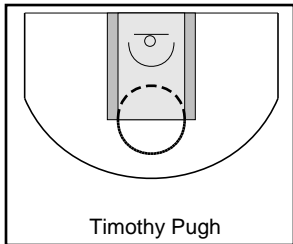
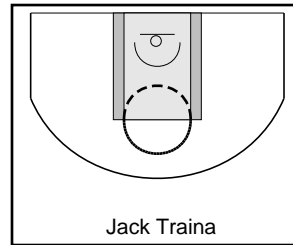
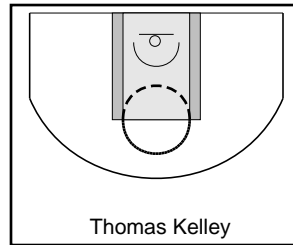
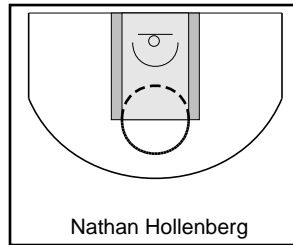
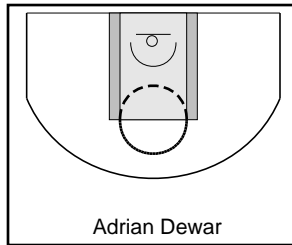
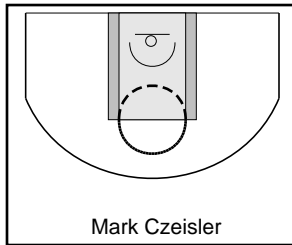
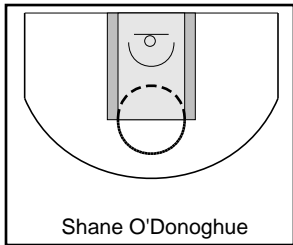
# #5 Harvard

Game 8: 4/7 7:30 P.M. EST

	1	2	OT1	T
#5 Harvard	29	36	13	78
#1 Michigan	31	34	10	75



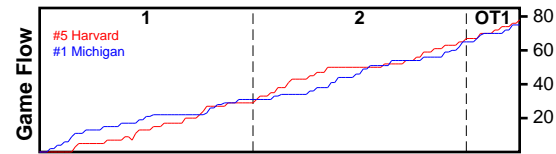
#	Name	G	MIN	FGM	FGA	FG%	2PM	2PA	2P%	3PM	3PA	3P%	FTM	FTA	FT%	OREB	DREB	REB	AST	STL	BLK	DEF	TO	PF	CHG	PM	PTS
1	Shane O'Donoghue	1	19	1	2	.500	1	2	.500	0	0	.000	4	4	1.000	0	1	1	0	0	0	0	0	0	1	-6	6
5	Mark Czeisler	1	15	1	3	.333	0	1	.000	1	2	.500	0	0	.000	0	1	1	0	0	0	0	0	3	0	-9	3
7	Adrian Dewar	1	27	4	8	.500	3	4	.750	1	4	.250	1	2	.500	1	3	4	0	1	0	0	2	3	0	-3	10
10	Nathan Hollenberg	1	26	0	3	.000	0	0	.000	0	3	.000	0	3	.000	0	0	0	0	1	0	0	1	1	0	3	0
11	Thomas Kelley	1	21	0	0	.000	0	0	.000	0	0	.000	0	0	.000	0	0	0	0	0	0	0	0	3	0	0	0
12	Jack Traina	1	4	0	0	.000	0	0	.000	0	0	.000	0	0	.000	0	0	0	0	0	0	0	0	0	0	1	0
13	Timothy Pugh	0	0	0	0	.000	0	0	.000	0	0	.000	0	0	.000	0	0	0	0	0	0	0	0	0	0	0	0
16	Soren McLeod	1	36	6	7	.857	3	3	1.000	3	4	.750	4	7	.571	1	4	5	0	0	0	0	0	1	1	11	19
20	Matthew Holloway	1	4	0	0	.000	0	0	.000	0	0	.000	0	0	.000	0	0	0	0	0	0	0	0	0	0	-3	0
22	Miles Toussaint	0	0	0	0	.000	0	0	.000	0	0	.000	0	0	.000	0	0	0	0	0	0	0	0	0	0	0	0
25	Derek Wu	1	3	0	0	.000	0	0	.000	0	0	.000	0	0	.000	0	0	0	0	0	0	0	0	0	0	0	0
31	Ephraim Lavey	1	33	2	8	.250	2	6	.333	0	2	.000	6	6	1.000	1	6	7	0	1	0	0	4	4	0	7	10
35	Darlington Nwaudo	0	0	0	0	.000	0	0	.000	0	0	.000	0	0	.000	0	0	0	0	0	0	0	0	0	0	0	0
55	Paul Ramsey	1	43	12	15	.800	10	12	.833	2	3	.667	5	6	.833	1	7	8	0	1	0	0	2	3	0	9	31
	TEAM	1	0	0	0	.000	0	0	.000	0	0	.000	0	0	.000	0	3	3	0	0	0	0	0	0	0	0	0
	<b>TOTALS</b>	<b>1</b>	<b>40</b>	<b>26</b>	<b>46</b>	<b>.565</b>	<b>19</b>	<b>28</b>	<b>.679</b>	<b>7</b>	<b>18</b>	<b>.389</b>	<b>20</b>	<b>28</b>	<b>.714</b>	<b>4</b>	<b>25</b>	<b>29</b>	<b>0</b>	<b>4</b>	<b>0</b>	<b>0</b>	<b>9</b>	<b>18</b>	<b>2</b>	<b>3</b>	<b>79</b>



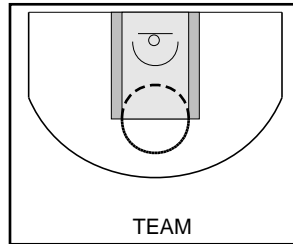
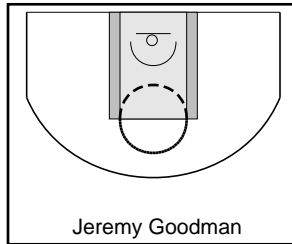
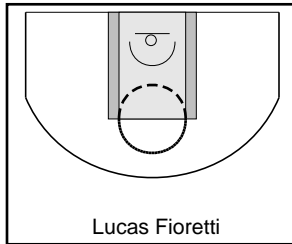
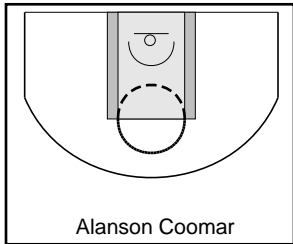
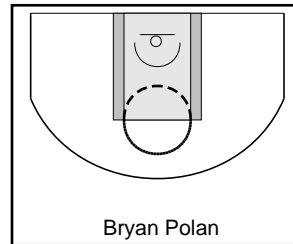
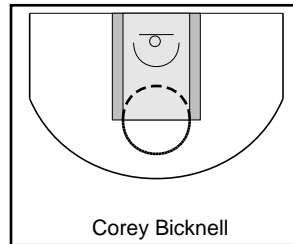
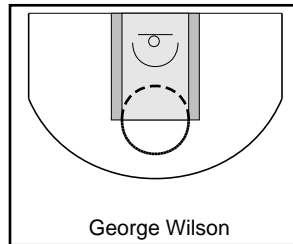
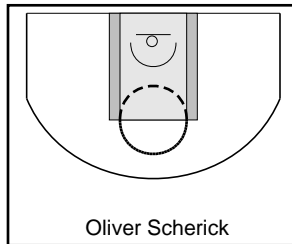
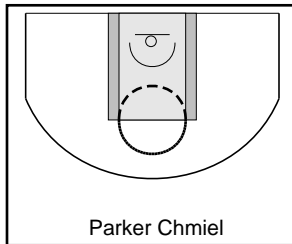
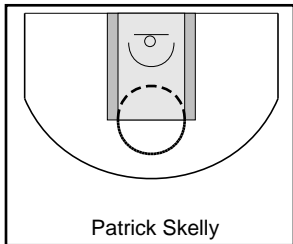
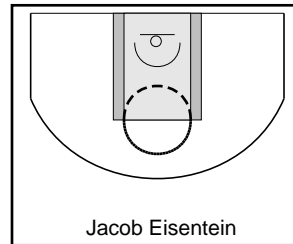
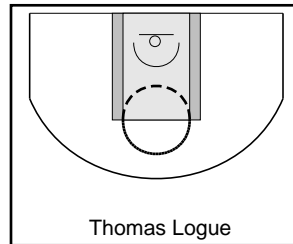
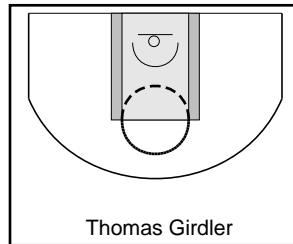
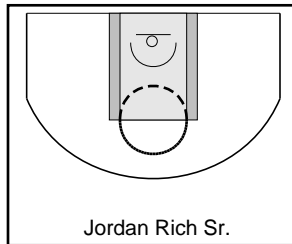
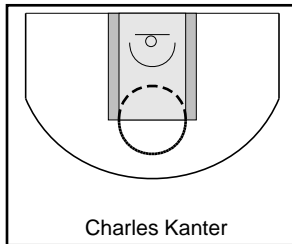
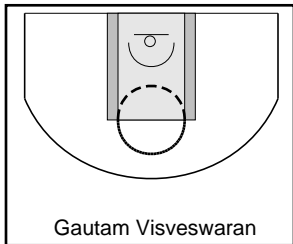
# #1 Michigan

Game 8: 4/7 7:30 P.M. EST

	1	2	OT1	T
#5 Harvard	29	36	13	78
#1 Michigan	31	34	10	75



#	Name	G	MIN	FGM	FGA	FG%	2PM	2PA	2P%	3PM	3PA	3P%	FTM	FTA	FT%	OREB	DREB	REB	AST	STL	BLK	DEF	TO	PF	CHG	PM	PTS
0	Gautam Visveswaran	0	0	0	0	.000	0	0	.000	0	0	.000	0	0	.000	0	0	0	0	0	0	0	0	0	0	0	0
1	Charles Kanter	1	6	0	0	.000	0	0	.000	0	0	.000	0	0	.000	0	0	0	0	0	0	0	0	2	0	-14	0
2	Jordan Rich Sr.	0	0	0	0	.000	0	0	.000	0	0	.000	0	0	.000	0	0	0	0	0	0	0	0	0	0	0	0
5	Thomas Girdler	1	22	5	7	.714	3	4	.750	2	3	.667	1	2	.500	0	1	1	0	0	0	0	1	1	0	7	13
7	Thomas Logue	1	24	4	8	.500	4	6	.667	0	2	.000	2	3	.667	1	5	6	0	1	0	0	4	5	1	13	10
9	Jacob Eisentein	0	0	0	0	.000	0	0	.000	0	0	.000	0	0	.000	0	0	0	0	0	0	0	0	0	0	0	0
10	Patrick Skelly	1	23	1	1	1.000	1	1	1.000	0	0	.000	0	0	.000	0	0	0	0	0	0	0	0	4	0	2	2
11	Parker Chmiel	1	38	2	6	.333	2	4	.500	0	2	.000	4	5	.800	1	3	4	0	0	0	0	2	3	0	-4	8
12	Oliver Scherick	0	0	0	0	.000	0	0	.000	0	0	.000	0	0	.000	0	0	0	0	0	0	0	0	0	0	0	0
13	George Wilson	0	0	0	0	.000	0	0	.000	0	0	.000	0	0	.000	0	0	0	0	0	0	0	0	0	0	0	0
15	Corey Bicknell	1	11	0	2	.000	0	1	.000	0	1	.000	0	0	.000	0	0	0	0	0	0	0	0	1	0	-3	0
20	Bryan Polan	1	41	5	15	.333	2	5	.400	3	10	.300	3	4	.750	1	5	6	0	0	0	0	0	2	0	-7	16
22	Alanson Coomar	0	0	0	0	.000	0	0	.000	0	0	.000	0	0	.000	0	0	0	0	0	0	0	0	0	0	0	0
30	Lucas Fioretti	1	37	8	14	.571	5	9	.556	3	5	.600	3	3	1.000	1	3	4	0	3	0	0	0	2	0	6	22
33	Jeremy Goodman	1	29	3	6	.500	3	6	.500	0	0	.000	0	0	.000	0	0	0	0	1	0	0	1	1	0	-10	6
	TEAM	1	0	0	0	.000	0	0	.000	0	0	.000	0	0	.000	0	1	1	0	0	0	0	0	0	0	0	0
	<b>TOTALS</b>	1	40	28	59	.475	20	36	.556	8	23	.348	13	17	.765	4	18	22	0	5	0	0	8	21	1	-3	77



## Game Summary Comparison

Statistic	#5 Harvard	#1 Michigan
Points	79	77
<i>Field Goals</i>	26 / 46	28 / 59
<i>2 Point</i>	19 / 28	20 / 36
<i>3 Point</i>	7 / 18	8 / 23
<i>Free Throws</i>	20 / 28	13 / 17
Assists	0	0
Rebounds	29	22
<i>Offensive</i>	4	4
<i>Defensive</i>	25	18
Blocks	0	0
Steals	4	5
Deflections	0	0
Turnovers	9	8
Charges Taken	2	1
Personal Fouls	18	21

#5 Harvard



#1 Michigan



### #5 Harvard Turnovers

Period	Clock	Player	Turnover Type
1st Period	17:52	#31 Ephraim Lavey	Out of Bounds
1st Period	17:05	#31 Ephraim Lavey	Steal
1st Period	14:55	#7 Adrian Dewar	Steal
1st Period	3:35	#7 Adrian Dewar	Steal
1st Period	0:48	#10 Nathan Hollenberg	Traveling
2nd Period	17:43	#31 Ephraim Lavey	Traveling
2nd Period	5:05	#55 Paul Ramsey	Steal
OT 1	4:03	#55 Paul Ramsey	Steal

### #5 Harvard Fouls

Period	Clock	Player	Foul
1st Period	17:37	#11 Thomas Kelley	Hand checking (Def)
1st Period	17:26	#31 Ephraim Lavey	Charging (Off)
1st Period	12:09	#5 Mark Czeisler	Blocking (Def)
1st Period	9:50	#55 Paul Ramsey	Pushing (Def)
1st Period	9:20	#5 Mark Czeisler	Holding (Def)
1st Period	7:07	#11 Thomas Kelley	Blocking (Def)
1st Period	4:14	#55 Paul Ramsey	Holding (Def)
1st Period	3:08	#31 Ephraim Lavey	Blocking (Def)
1st Period	1:14	#10 Nathan Hollenberg	Pushing (Def)
2nd Period	17:15	#16 Soren McLeod	Blocking (Def)
2nd Period	17:06	#7 Adrian Dewar	Reaching in (Def)
2nd Period	14:30	#55 Paul Ramsey	Blocking (Def)
2nd Period	9:45	#7 Adrian Dewar	Pushing (Def)
2nd Period	9:26	#11 Thomas Kelley	Blocking (Def)
2nd Period	9:08	#5 Mark Czeisler	Pushing (Def)
2nd Period	1:20	#31 Ephraim Lavey	Pushing (Def)
OT 1	4:06	#31 Ephraim Lavey	Blocking (Def)
OT 1	3:22	#7 Adrian Dewar	Blocking (Def)

### #1 Michigan Turnovers

Period	Clock	Player	Turnover Type
1st Period	19:29	#11 Parker Chmiel	Steal
1st Period	17:08	#7 Thomas Logue	Steal
1st Period	7:57	#7 Thomas Logue	Traveling
1st Period	7:07	#11 Parker Chmiel	Steal
1st Period	6:20	#33 Jeremy Goodman	Steal
2nd Period	4:58	#5 Thomas Girdler	Traveling

### #1 Michigan Fouls

Period	Clock	Player	Foul
1st Period	16:39	#30 Lucas Fioretti	Blocking (Def)
1st Period	14:55	#33 Jeremy Goodman	Blocking (Def)
1st Period	13:27	#10 Patrick Skelly	Blocking (Def)
1st Period	11:59	#15 Corey Bicknell	Holding (Def)
1st Period	11:11	#1 Charles Kanter	Pushing (Def)
1st Period	7:57	#7 Thomas Logue	Holding (Def)
1st Period	7:07	#11 Parker Chmiel	Blocking (Def)
1st Period	2:07	#7 Thomas Logue	Pushing (Def)
2nd Period	19:12	#7 Thomas Logue	Charging (Off)
2nd Period	18:31	#1 Charles Kanter	Pushing (Def)
2nd Period	17:40	#11 Parker Chmiel	Reaching in (Def)
2nd Period	16:04	#10 Patrick Skelly	Blocking (Def)
2nd Period	8:30	#7 Thomas Logue	Holding (Def)
2nd Period	5:30	#7 Thomas Logue	Charging (Off)
2nd Period	3:08	#30 Lucas Fioretti	Blocking (Def)
2nd Period	1:59	#11 Parker Chmiel	Reaching in (Def)
2nd Period	1:15	#20 Bryan Polan	Holding (Def)
2nd Period	0:58	#10 Patrick Skelly	Holding (Def)
2nd Period	0:23	#10 Patrick Skelly	Pushing (Def)
OT 1	4:51	#20 Bryan Polan	Reaching in (Def)
OT 1	0:25	#5 Thomas Girdler	Reaching in (Def)