



NATIONAL CLUB
BASKETBALL
ASSOCIATION

850 Ridge Avenue
Suite 301
Pittsburgh, PA 15212
Office: (412) 321-8440
Fax: (412) 321-4088

NCBBA PLAYER REGISTRATION INSTRUCTIONS

The NCBBA Player registration process is the online tool developed by CollClubSports by which players enter themselves in to the NCBBA system and thus begin the process of becoming cleared to be eligible to compete in the NCBBA. Once a player completes the registration process they move in to a holding “Roster Queue”. Once the team submits an “Academic Eligibility Letter” players that are deemed eligible will be moved from the “Roster Queue” to the team’s official roster and then will appear on the NCBBA website as a player for that particular team. Only when this happens is a player deemed eligible to compete in the NCBBA. Additionally, once the players is added to the official roster the stats for that player will be able to be tracked through the NCBBA website and the player will become eligible to win awards such as Player of the Week and All American.

IMPORTANT NOTES:

- 1) During the registration process, players will be asked for information such as a picture, biography, jersey number, and position. If they don’t have this available, that is okay, they can log back in to the Player Registration system any time after completing the process and add/edit these portions of their player profile.
- 2) It is important that players take their time as they complete the Player Registration, much of the information they will be asked is sensitive to determining their eligibility to compete in the NCBBA and some of the information cannot be changed once they initially enter it. That said, we stress that players read through the process thoroughly and enter all information **accurately**.
- 3) Players who registered through the Player Registration system in a previous season will be recognized by the system and will auto populate many of the fields. It is important that they make sure this information is still accurate and update it as necessary.

Here are the steps to begin the player registration process:



NATIONAL CLUB
BASKETBALL
ASSOCIATION

850 Ridge Avenue
Suite 301
Pittsburgh, PA 15212
Office: (412) 321-8440
Fax: (412) 321-4088

STEP 1: Contact your team President and ask him/her what your player registration “Team Code” is. If they are unsure what you’re referring to, tell them that when they log into the NCBBA Website with their Team Manager Credentials it can be found by clicking on the Team Setting option under the blue gear in the top right corner. Once you have the “Team Code” move on to step 2.

STEP 2: Go to WWW.NCBBAbasketball.ORG

STEP 3: Click on the LOGIN button in the top right hand corner.



LEAGUE INFO CONTACT SPONSORS SHOP

STEP 4: If this is your first time ever accessing the CollClubSports Management Portal, then Click on the 1ST TIME PLAYER REGISTRATION button on the right.

<h3>Existing User/Returning Player Login</h3> <p>E-mail</p> <hr/> <p>Password</p> <hr/> <p><input type="checkbox"/> Remember e-mail</p> <p>LOGIN</p>	<h3>New Users</h3> <p>1ST TIME PLAYER REGISTRATION</p>
<p>FORGOT PASSWORD?</p>	



STEP 5: In the player registration window that opens up, enter your FULL first, middle, and last name.

Player Registration

First Name*
Michael

Middle Name
Richard

Last Name*
Smith

Last Name Suffix
Jr

Team Code*
NITTA059

E-mail*
MRS456@psu.edu

Password*
.....

Confirm Password*
.....

[REGISTER](#)

[BACK TO LOGIN](#)

- If your last name has a suffix at the end like Jr, Sr, II, III, etc. be sure to place that in the “Last Name Suffix” line and NOT in the “Last Name” line.
- Be sure to enter your “Team Code” that you received from your team president.
- Enter an email address that you have frequent access to and create a password for your account.
- Click REGISTER.
- If you get a message at the top of the screen saying your email is already in the system, this means that the system already has your email on record either from playing in the NCBBA in seasons past, having played in another CollClubSports league, or perhaps you are a Team Manager for your team. In this case, click on “Back to Login” at the bottom and proceed to the “Existing User/Returning Player Login”. Enter that same email address and the password you had originally created your account with. If you don’t remember it, you can click “Forgot Password” at the bottom to reset it.

Existing User/Returning Player Login

E-mail

Password

Remember e-mail

[LOGIN](#)

[FORGOT PASSWORD?](#)

- Otherwise, an email will be sent to the address provided with a link to confirm the creation of your player account. Click the link and proceed to the CollClubSports Management Portal Login.







STEP 6: If you are an assigned TEAM MANAGER the complete step 6, otherwise skip to step 7.

- Login as an existing user.
- Click on the gear in the top right corner.

National Club Basketball Association 



- Click on Account Settings, then scroll down and click on SIGNUP AS ATHLETE

-  Account Settings
-  Authentication Settings
-  Team Settings
-  Log out



STEP 7: You will now be taken to the Complete Registration Form-Step 1.

- Here you will enter your date of birth, gender, the last 4 of your social security #, your initials, height in feet (ex. 6), height in inches (ex. 2), and weight in pounds (ex. 220).
 - o It is VERY important that you enter the correct information especially for your DOB, gender, SS#, and initials because you will not have an opportunity to change it later and inaccurate information could prevent you from becoming eligible to compete in the NCBBA.

Date of Birth* Select Gender* Last 4 Social* If you do not have a SSN, enter the last 4 digits of your passport number

Initials* Height Feet Height Inches Weight

- Complete the “Mailing Address” section.

Mailing Address

Address 1 Address 2

City Zip Select State

- Complete the “High School Information” section about when you graduate high school, the name of your high school, and where it was located. Just list the name of your high school, DO NOT actually add the words “high school” as the system will take care of that automatically. (ex. If you went to Martin Luther King High School, simply put “Martin Luther King”)

High School Information*

When did you graduate from high school? Select Month Select Year

What was the name of your high school? High School Name

What city is your high school located? High School City Select State

- Complete the “Initial College Information” section. Realize that the first college you ever enrolled in might not be the college you are currently attending or attempting to play for. If the College you first enrolled in is not listed in the drop down, selected select “None of these schools” and type the name of that college in the empty field to the right.
 - o It is VERY important that you enter the correct month and year that you first enrolled in college full time because you will not have an opportunity to change it later and inaccurate information could prevent you from becoming eligible to compete in the NCBBA.

Initial College Information*

What was the first college you ever enrolled in full time? None of these schools School Name

When did you first enroll full time at the school you just selected? Select Month Select Year



- Insert in your personal biography in to the text box at the bottom. This is where you can talk about your background in the sport, awards you may have won in high school, or previously in college. You can talk about your hobbies, your family, or perhaps your education pursuits. Make it interesting because this will be tied to your player bio on the NCBBA website for the entire world to read about you. DO NOT use foul language or inappropriate content as doing so could result in disciplinary action being taken against you or your team for violating our conduct policies.

This is the personal biography that will be publicly visible on your player profile.

The image shows a rich text editor interface. At the top, there is a toolbar with various formatting options: heading levels (H1 through H6), paragraph (P), pre, quote, bold (B), italic (I), underline (U), strikethrough (ABC), bulleted list, numbered list, indent, outdent, link, unlink, source code (</>), image, link, video, and social media icons. Below the toolbar, there are two status boxes: 'Words: 0' and 'Characters: 0'. The main area of the editor is a large, empty white box with a thin border and a small cursor icon in the bottom right corner.

NEXT

- Click NEXT when done. If you forgot to complete a portion of the form, the system will notify you what needs completed before it will take you to the next step.

STEP 8: You will now be taken to the Complete Registration Form-Step 2

- Check YES or NO as to whether or not you have ever received financial compensation to play the sport of basketball. (ie have you ever played pro basketball?) Realize that your answer could affect whether or not you are eligible to compete in the NCBBA and entering false information could result in your team being penalized as severely as having to forfeit games previously won.
- Select if you are an undergrad student, graduate student, or neither.
- Check YES or NO whether you have ever transferred schools.
 - o If you click YES, another box will open giving you the opportunity to declare how many different schools you've attended. Then complete the fields with where and when you attended each college.



NATIONAL CLUB BASKETBALL ASSOCIATION

850 Ridge Avenue
Suite 301
Pittsburgh, PA 15212
Office: (412) 321-8440
Fax: (412) 321-4088

- Select how many seasons of COLLEGIATE VARSITY basketball you have competed in already and then declare at which school you played them.
- Select how many season of COLLEGIATE CLUB basketball you have competed in PRIOR to this season and then declare at which school you played them.
 - o DO NOT COUNT THIS SEASON!!! If THIS season is your 3rd year playing club basketball, then the correct answer is 2. We already know which school you intend to play for this season.

Complete Registration Form - Step 2

You only get 1 chance to answer many of these questions EVER, your eligibility depends upon your answers, make sure you answer them truthfully and accurately.

Have you ever received financial compensation to compete in the sport of basketball? Yes No

Are you currently a graduate or undergraduate student? _____

Have you ever transferred schools during college? Yes No

How many scholastic years/ seasons of intercollegiate varsity (NOT CLUB) league have you participated in?
(Since you are registering to play on a club team, this season should not be counted here.)

How many scholastic years/ seasons of college club have you participated in EXCLUDING THIS SEASON?
(If this is your first year playing club the answer should be zero.)

BACK

SAVE

- Click SAVE when done. If you forgot to complete a portion of the form, the system will notify you what needs completed before it will take you to the next step.

STEP 9: You will now be taken to the Terms and Conditions

- Read over the Terms and Conditions that must be agreed to in order to compete in the NCBBA.

Terms and Conditions

By initialing below, I agree to the following:

- Insert your initials, the last 4 of your SS#, click the "I Agree" box and click NEXT.

Initials* _____ Last 4 Social* _____

I agree to Collclubsports terms and conditions.

NEXT



STEP 10: A Box will now appear asking you to update your basketball jersey number and position, click OK.

Welcome to collclubsports. Kindly update your jersey number and position. Thanks!

OK

- The Edit Team Registration window will appear where you can select your jersey number, primary, and secondary positions. Click SAVE when done.

Dashboard	Team	Edit Team Registration										
Team	<table border="1"> <thead> <tr> <th>League</th> <th>Season</th> <th>School</th> <th>Name</th> <th>Site Url</th> </tr> </thead> <tbody> <tr> <td>National Club Basketball Association</td> <td>2016</td> <td>NCBBA TEST University</td> <td>TEST SCHOOL</td> <td>www.te</td> </tr> </tbody> </table>	League	Season	School	Name	Site Url	National Club Basketball Association	2016	NCBBA TEST University	TEST SCHOOL	www.te	<p>Team TEST SCHOOL</p> <hr/> <p>Jersey Number 8</p> <hr/> <p>SF-Small Forward</p> <hr/> <p>PG-Point Guard</p> <hr/> <p>CANCEL SAVE</p>
League	Season	School	Name	Site Url								
National Club Basketball Association	2016	NCBBA TEST University	TEST SCHOOL	www.te								

STEP 11: Your player registration is complete. You should now inform your team president that you have completed the process and are now in your team’s “Registration Queue” awaiting to have your eligibility checked so that you are cleared to participate in the NCBBA this season.

STEP 12: At any time during the season, you can log back into the CollClubSports Management Portal and make changes to your player profile. To update your jersey number or position click on your team’s name in the dashboard. To update your picture, bio, height, weight, or mailing address, simply click on the gear in the top right corner and select “Account Settings”.

Good luck this season!

Remember, it’s a game... have fun!